

230
YEARS

OF CORRECTIONAL
SERVICE

BDJ
BANGLADESH JAIL

Keep Safe and Show The Path of Light

DEPARTMENT OF PRISONS,
BANGLADESH

PRISON POPULATION STATISTICS, 2017

Volume 01, February 2017



BANGLADESH JAIL



BANGLADESH JAIL

Correction Theme

Do not seek or choose to find,
Correction in another's mind;

When at the heart of all, we know;
Enlightenment comes from what we sow.

To criticize or correct ourselves is for the best
Since others seldom can surmise the simplest jest.

In deference to said life so roughly hewn
'Tis the clown that earns heavenly boon.

For the gift of lucidity is rare without calamity
And few honorifics abound
For those who claim sanity.

- Lessons Learned.

KEEP SAFE AND SHOW
THE PATH OF LIGHT

বাংলাদেশ জেল Bangladesh Jail



INDEX

CHAPTER 1	
Bangladesh Jail Department at a Glance	09
CHAPTER 2	
Prison Population Comparisons	25
CHAPTER 3	
Under Trial & Convicted Prisoners	37
CHAPTER 4	
Death Sentenced Prisoners	55
CHAPTER 5	
Life Sentenced Prisoners	71
CHAPTER 6	
Mentally Challenged & Addicted Prisoners	81
CHAPTER 7	
Safety, Diseases and Treatment	87
CHAPTER 8	
Prison Population of Bangladesh (2005-2016)	95
CHAPTER 9	
Foreign Prisoners	103
CHAPTER 10	
Statistics of Prison Staff	111
Chronological Development of Bangladesh Jail	120

ADVISER

Brigadier General Syed Iftekhar Uddin
Inspector General of Prisons

EDITOR

Colonel Md. Iqbal Hasan, BGBM
Additional Inspector General of Prisons

VISUAL DESIGN CONCEPT, LAYOUT & RESEARCH

Md. Monzur Hossain
Jail Super, Tangail District Jail

Data input & compilation assistance provided by: Md. Sakawat Hossain (Deputy Jailor), Md. Chud Mia (Jail Assistant, Prisons Directorate), Md. Jahidul Islam (Warder No: 13294), Mohammad Mehedi Hasan (Warder No: 14113), Md. Abdul Latif (Warder No: 13157), Md. Roket Hossain (Jail Assistant, Prisons Directorate), Md. Milon Mia (Jail Assistant, Prisons Directorate), Ms. Khadija Akhtar (Jail Assistant, Prisons Directorate), Ms. Sadia Sultana (Jail Assistant, Prisons Directorate), Ms. Rozia Khatun (Warder No: 13603), Md. Abu Rayhan (Warder No: 13147), Md. Barkat Ullah (Warder No: 42256), Md. Sazon (Warder No: 13838), Md. Kausar Ahmed (Warder No: 22644), Md. Monowar Hossain (Warder No: 13098), Sheikh Mohammad Imran (Warder No: 12303), Graphic Design: Md. Al-Amin Hossain (Al-Amin Printer).



Ministry of Home Affairs
Government of the People's Republic of Bangladesh

MESSAGE

Minister
Ministry of Home Affairs

February 19, 2017

It is a great privilege to present the statistical report of Bangladesh Jail for the first time in the history of Prisons Directorate. It illustrates data that has potentials to help us gain insight on the best ways of planning and resource allocation in order to achieve key objectives of correction. Further, it shows the present standing of the Bangladesh prison department compared to other prisons in the world. More important though is the long term trend - the real test will be the results and improvements manifest over the next five to ten years.

Bangladesh Prisons Department has been an integral part of the country's criminal justice system. The Government is determined to develop the department with adequate facilities with focus on humane treatment and rehabilitation of the prisoners. All efforts will be made through the prism of our primary objective – a safer community for the people of Bangladesh.

I have been witnessing positive and consistent changes to the conditions of incarceration of the inmate population in Bangladesh for quite some time. A workforce performs best when it is inspired with achievements. The Ministry of Home Affairs is always ready to lend its hand of cooperation to Bangladesh Jail in its efforts to serve the nation and distressed humanity with utmost compassion & commitment.

Joy Bangla, Joy Bangabandhu
Long Live Bangladesh.

Asaduzzaman Khan, MP
Minister
Ministry of Home Affairs



Ministry of Home Affairs
Government of the People's Republic of Bangladesh

MESSAGE

Secretary
Security Services Division

February 16, 2017

I am pleased to know that Bangladesh Jail is publishing the Prisons Population Statistics in 2017. The significance and importance of such a timely endeavour could not be over emphasized. I congratulate all staff of the prisons department on this accomplishment.

Statistics play a vital role in research and strategic development planning of any organization. The current statistical report provides demographic information of a total of 73,177 incarcerated prisoner population on June 30, 2016, as well as those received and released throughout the fiscal year along with some historic data of the previous years. The characteristics include gender, age profile, literacy, offence type, marital status, length of custody, religious distribution, safety & medical aspects of prisoners, skill development trainings and other achievement measures.

Since the independence of the country, Bangladesh Jail has been playing a crucial role in ensuring safety of the nation. The present publication will act as a beacon of light identifying the areas needing further development. I am convinced that with the proper priorities set, the department will perform even better in the days ahead. I encourage the prison department to continue the publication of prison statistics on a regular basis.

The Ministry of Home Affairs is committed to providing unwavering support for the development of Bangladesh Jail with modern facilities and humanitarian approach to prisoners to bring prisons at the forefront of correctional efforts of the Government.

Farid Uddin Ahmed Chowdhury
Secretary
Security Services Division



Bangladesh Jail

PREFACE

Inspector General of Prisons
Bangladesh, Dhaka

February 09, 2017

The publication of the Prison Population Statistics of Bangladesh has been a pioneering initiative taken by the Prisons Directorate. Being published for the first time, it will be a valuable asset for Criminologists, Penologists, Social Scientists and Researchers. Incidentally, it marks the first ever Asian Pacific Conference for Correctional Managers to be held in Bangladesh in mid 2017.

For nearly 230 years of correctional service, there has been no publication regarding Prisons Population Statistics. As a result, information regarding imprisonment, overcrowding status, prevalence of diseases, crime statistics, trends and patterns amongst inmates was scarce for researchers and criminologists. The current publication addresses this issue. Needless to say, we have frequently felt the need of such a volume.

At some point in time, nearly 98 percent of the incarcerated population will be released back to their communities. Therefore, it is imperative that these rehabilitative programs are successful. A worthy cause to have discernible effect requires detailed planning and carefully thought-out action plans to work through. For all this to work, it is essential to have a clear idea regarding the demographic information of nearly 73 thousand prisoners incarcerated in various prisons of Bangladesh.


At present, Bangladesh Prisons Department is in the process of building a comprehensive prisoners' database complete with biometric information

of the inmates, which we did not have in the past. Therefore, for publication of this book we had to rely on manual information collection and compilation from all prisons of Bangladesh as well as the Prisons Directorate rather than simply retrieving information from a computer database to generate tables and charts. Unless otherwise mentioned, all information presented in this book reflect prison statistics of Bangladesh as on June 30, 2016. Reasonable precautions have been taken by the Prisons Directorate to verify the information contained in this publication.


In itself, the compilation and organized presentation of data for the current edition was a mammoth task. I appreciate the committed officers and prison staff working long hours on the herculean task of reducing order out of chaos with this voluminous work.

We look forward to the challenges and opportunities that 2017 will bring, and take pride in overseeing our dedicated employees and the goals they strive for in keeping with our mission of enhancing public safety while working at being leaders in the field of corrections.

Greetings from Bangladesh Jail Department.



Brigadier General Syed Iftekhar Uddin
Inspector General of Prisons
Bangladesh, Dhaka.





PRISONS HEADQUARTERS OF BANGLADESH



PRISONS DIRECTORATE, DHAKA



SEVENTH FIVE YEAR PLAN (2016-2020)

7TH FYP Implementation Progress Indicators

Ministry : Ministry of Home Affairs
 Executive Agency : Prisons directorate, Bangladesh

Sl No	Goals	Targets to Attain	Input Indicators (Resources/Policy Changes etc)	Output Indicators (Measurable etc)	Impact Indicators
1	Ensure Healthy and safe custody of the prisoners and reduce recidivism through providing rehabilitation training, counseling and after release follow up.	a. Assist government in maintaining law and order through ensuring safe custody of prisoners. b. Reduce recidivism. c. Take part in nation building through skill training. d. Improve infrastructure and management quality of prisons.	a. Allocation of budget for infrastructure development and timely approval of the projects and program. b. Improvement of man power resources c. Approval and allocation of budget for modernization of security. d. Staff training.	a. Increase accommodation for prisoners and improve the living standard. b. Improve hygiene and sanitary condition of the prisons. c. Improve monitoring capacity and security of the prisons. d. Improve physical and mental health of the prisoners, thus reduce the mortality rate. e. Increase skilled manpower. f. Reduction in recidivism.	a. Improve the organizational capacity. b. Improve safety of the society. c. Brings behavioral changes amongst the prisoners. d. Improve people perception on jail management. e. Improve quality of life in prisons.



CHAPTER

1

**BANGLADESH JAIL DEPARTMENT
AT A GLANCE**

230
YEARS

OF CORRECTIONAL
SERVICE

BDJ
BANGLADESH JAIL



KEEP SAFE AND SHOW THE PATH OF LIGHT



PRISON UNITS

FOR ADMINISTRATION



ADMINISTRATIVE UNITS OF BANGLADESH JAIL

Bangladesh Prison Department

The official name of Bangladesh prisons department is 'Bangladesh Jail'. It's an integral part of the country's criminal justice system, and functions under the Ministry of Home Affairs. The department is structurally divided into mainly the Prisons Directorate that acts as the Headquarters, the Divisional Headquarters and the Central Jails and District Jails under it. Also, there are the training centres, intelligence unit and also the latest wing called the 'ICT Cell'. The mission of Bangladesh Jail is: Keep Safe and Show the Path of Light'. With it at heart, the department is playing a vital role in keeping the country safe by holding the derailed members of the society and motivating and training them into rehabilitation.

PRISONS DIRECTORATE

01

Prisons Directorate functions as the Headquarters of Bangladesh prison department, and operates under the Ministry of Home Affairs. It is located at Bakshibazaar in Dhaka city and controls all 68 jails of the country via the 7 Divisional Headquarters located at 7 administrative regions of the country. An officer of the rank of Brigadier General of Bangladesh Army Medical Corps equivalent to Additional Secretary is appointed as Inspector General of Prisons, the head of the Prisons department. Also, another officer from Bangladesh Army, equivalent to the rank of Colonel, serves as Additional IG Prisons. Prisons Directorate is responsible for new development planning, implementation of the government rules, orders & instructions, budget allocation, audits and overall supervision of the prisons department. Prisons Directorate also directly controls the Prisons Intelligence Unit (PIU).

DIVISIONAL HEAD QUARTERS

02

Divisional Headquarters function under direct control of the Prisons Directorate. They control all central jails and district jails in the region in terms of directions, regulations and transfers of all warders, head warders and prisoners between jails in the region. A Deputy Inspector General of Prisons (DIG Prisons) works as the head of the divisional head quarter. A number of staff including Stenographer, Office Assistant and other staff assist him in his work.

CENTRAL JAILS

03

The central jails are located usually in the divisional large districts. They hold long-term prisoners like life sentenced prisoners as well as death sentenced prisoners and high risk detainees of the division besides the under trial prisoners of the district. Usually central jails contain gallows where death sentences are executed rather than in district jails in Bangladesh. The medical college hospitals are generally located close to them - as a result, prisoners from remote jails are transferred here in case they need better treatment that may not be available in the district hospitals. The Central Jails are supervised by a Senior Jail Super; who is assisted by a Jailer as well as a number of Deputy Jailer and other staff. Usually, an Assistant Surgeon is appointed here for general treatment of the inmates. He is assisted by a Pharmacist/Diploma Nurse. There are also a number of Head Warders and one Chief Head Warder in a central jail. At present, there are 13 central jails in Bangladesh.



DISTRICT JAILS

04

The district jails are located in each district of the country. Except for the 13 districts containing 13 central jails, usually each district has one district jail, the only exception is the Gazipur district where there are 4 central jails besides a district jail. A Jail Super acts as the chief of a district jail, being assisted by a Jailer, deputy jailer and other staff. Each district jail also has the post of an Assistant Surgeon for treatment of the prisoners. A district jail receives all sorts of prisoners from within the district. When a prisoner is convicted with long-term sentence such as life sentence or death sentence, s/he is usually sent to the nearby central jail. At present, there are 55 district jails in the country.

PRISONS TRAINING INSTITUTE AND TRAINING ACADEMY

05

The Prisons Training Institute, located at Dhaka, got administrative approval of the Government in 2012. But it is yet to receive any permanent infrastructure and required work force. It is meant for further professional and skill building training courses for the prison staff based on the modern needs of the prison department. Accordingly, this institution is responsible for making the training calendar, schedules, determining training areas, selecting candidates and instructors/resource persons, conducting evaluation tests and so on. At present, an officer of the rank of Jail Super is working here as the Director in Charge. Besides regular trainings, the prisons training institute also conducts promotional exams for the staff and officers of various ranks. Recently, the training institute has signed a Memorandum of Understanding with Maulana Vashani University for research and further education on Criminology.

Similarly, the Prisons Training Academy of the country is located in Rajshahi division that is responsible for the foundation training of newly recruited staff. It is headed by the Commandant, the DIG Prisons of the division being in charge of the Academy at present. Prisons Training Academy of Rajshahi got administrative approval of the Government in 1995. The project for its construction got approval in the Executive Committee for National Economic Council (ECNEC) meeting in 2015. Till now, it has completed foundation training of 6 batches of Jail Supers, 10 batches of Deputy Jailers and 48 batches of prison warders.

PRISONS INTELLIGENCE UNIT (PIU)

06

The Prisons Intelligence Unit, previously the Prisons Security Unit, was established with a view to ensuring safety and security of the prisons. It was established in 2006. It aims to reduce malpractice and corruption if any, by collecting information from all jails, identifying potential security threats, and taking steps to mitigate & correct them by submitting reports to the Inspector General of Prisons regarding all relevant matters. A number of warders have been trained and posted in every prison to work as PIU members. They ensure that directions of the HQ are being properly complied with. At present, 75 warders are working in this unit.



RANK - BADGE OF BANGLADESH PRISONS DEPARTMENT



STAFF OFFICERS' EMBLEMS

Inspector General of Prisons
Additional Inspector General of Prisons
Deputy Inspector General of Prisons

SUPERINTENDING OFFICERS' EMBLEMS

Senior Superintendent / Superintendent
Assistant Inspector General of Prisons



EXECUTIVE OFFICERS' EMBLEMS

Jailer/Deputy Jail Super
Deputy Jailer



» Cont'd : Rank - Badge of Bangladesh Prisons



PRISON STAFF EMBLEMS
Sergeant Instructor
Chief Head Warder

PRISON STAFF EMBLEMS
Head Warder/Matron
Assistant Head Warder



PRISON STAFF EMBLEMS
Warder/Female Warder

PRISON STATISTICS OF BANGLADESH

At a Glance

68

13 Central Jails

55 District Jails

JUNE 30, 2016

GENDER & CATEGORY BASED
DISTRIBUTION OF PRISONERS

NUMBER OF PRISONERS

73,177

Under Trials 54,992

Convicted Prisoners 18,185

Male Prisoners 70,405

Female Prisoners 2,772

UNDER TRIALS : CONVICTS

3 : 1

Ratio

AVERAGE AGE
OF PRISONERS

33.71

YEARS

Male Prisoners 36.64

Female Prisoners 30.78

LONG-TERM PRISONERS

6,109

Life Sentenced 4,905

Death Sentenced 1,204

NUMBER OF CHILDREN
UNDER 6 YEARS WITH MOTHERS

325

Male 155

Female 170

NUMBER OF FOREIGN PRISONERS

595

Male Prisoners 556

Female Prisoners 39

**TOTAL PRISONERS
RELEASED, 2015-16**

15,440

Male Prisoners 14,355

Female Prisoners 1,085

**NUMBER OF MENTALLY
CHALLENGED PRISONERS**

385

Male Prisoners 245

Female Prisoners 43

**DEATH SENTENCES
EXECUTED**

10

Male Prisoners 10

Female Prisoners 0

**NUMBER OF
SAFE CUSTODY**

06

Male 05

Female 01

**NUMBER OF
PRISONERS TRAINED
IN 2016**

13,817

Male Prisoners

Female Prisoners

DEATH OF PRISONERS

173

Death in District Hospital 142

Brought in Dead 31



INSIDE = 531.37 ACRES
OUTSIDE = 889.53 ACRES

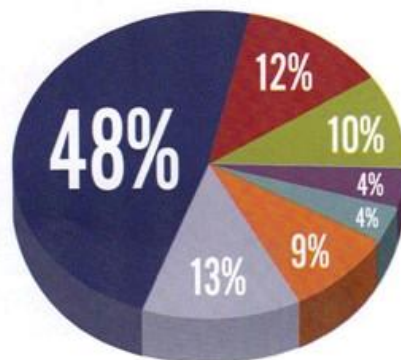
TOTAL LAND AREA OF PRISONS

1,421

ACRES



■ CENTRAL JAILS
■ DISTRICT JAILS



DIVISIONS
■ DHAKA
■ CHITTAGONG
■ KHULNA
■ BARISAL
■ SYLHET
■ RAJSHAHI
■ RANGPUR



LAND AREA OF BANGLADESH PRISONS, 2016

JAIL NAME	INSIDE (ACRES)	OUTSIDE (ACRES)	TOTAL (ACRES)
Dhaka Central Jail	33	161.41	194.41
Mymensingh Central Jail	8.4	59.6	68
Kashimpur-1 Central Jail	7	103	110
Kashimpur-2 Central Jail	35	30	65
Kashimpur Women's Central Jail	8.5	48.5	57
Kashimpur High Security Central Jail	7.4	1.75	9.15
Tangail District Jail	8.33	22.97	31.3
Faridpur District Jail	9	42	51
Jamalpur District Jail	4.18	10.58	14.76
Kishoreganj District Jail	1.14	1.59	2.73
Sherpur District Jail	2.5	7.5	10
Gazipur District Jail	3.34	2.6	5.94
Netrakona District Jail	6.75	3.25	10
Narayanganj District Jail	8	4	12
Narshingdi District Jail	3.17	1.95	5.12
Munshiganj District Jail	3.21	2.79	6
Manikganj District Jail	4	2	6
Rajbari District Jail	3.69	3.77	7.46
Madaripur District Jail	1.46	1.78	3.24
Gopalganj District Jail	3.62	3.88	7.5
Shariatpur District Jail	5.59	6.2	11.79
Rajshahi Central Jail	17.82	37.04	54.86
Bogra District Jail	4.48	9.58	14.06
Sirajganj District Jail	4	2.82	6.82
Naogaon District Jail	9	3	12
Natore District Jail	6	1.5	7.5
Pabna District Jail	4.67	5.15	9.82
Nawabganj District Jail	4	7.51	11.51
Jaipurhat District Jail	3.02	5.5825	8.6025
Rangpur Central Jail	6.64	18.73	25.37
Dinajpur District Jail	12.88	16.37	29.25
Gaibandha District Jail	4	2	6
Nilphamari District Jail	4	3.5	7.5
Kurigram District Jail	3.86	12.8838	16.7438
Panchagarh District Jail	6	3.8	9.8



» Cont'd... Land Area Of Bangladesh Prisons, 2016

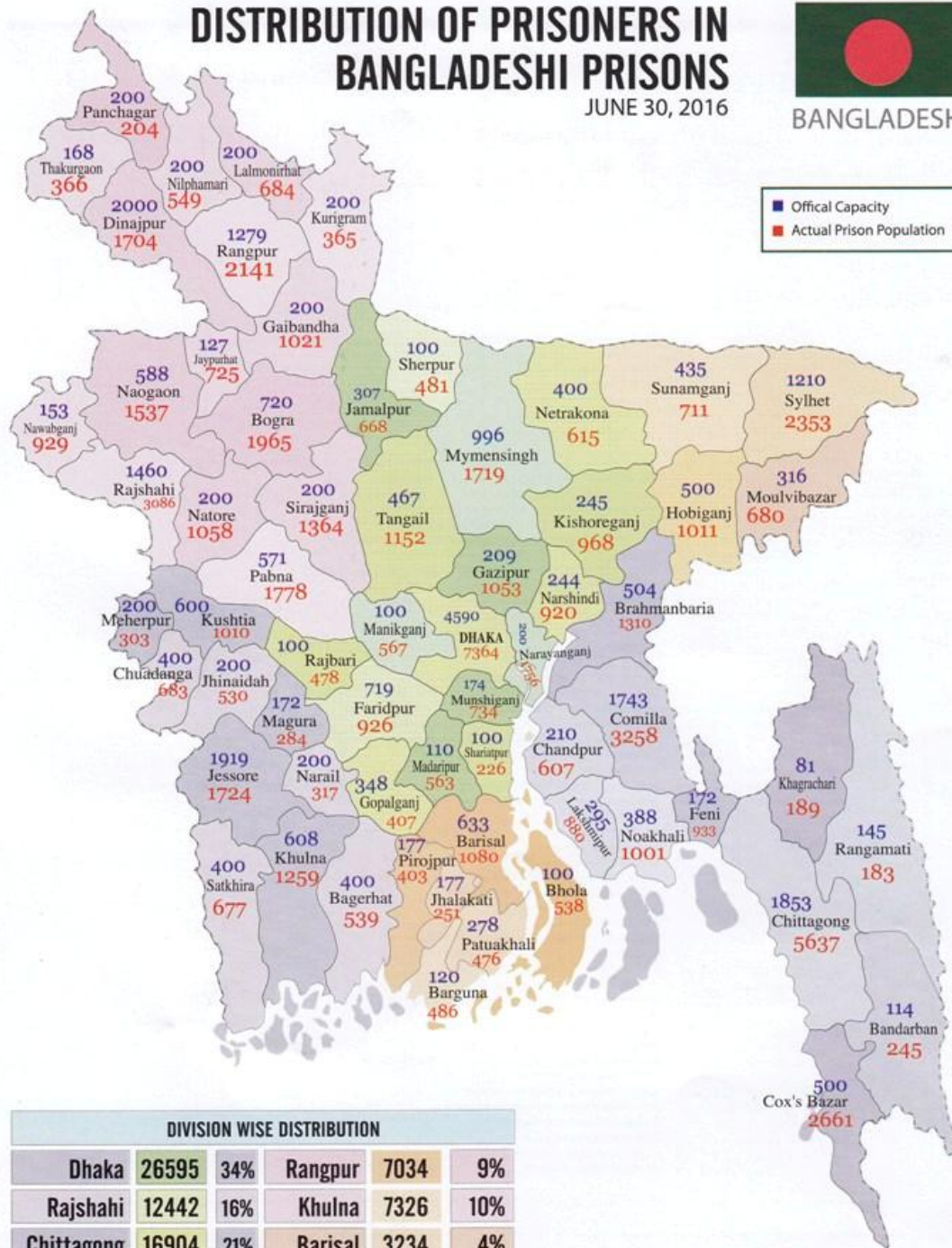
JAIL NAME	INSIDE (ACRES)	OUTSIDE (ACRES)	TOTAL (ACRES)
Lalmonirhat District Jail	3.75	2.32	6.07
Thakurgaon District Jail	82	2.01	84.01
Chittagong Central Jail	11.55	5.32	16.87
Comilla Central Jail	30.96	16.12	47.08
Bandarban District Jail	2.5	4.5	7
Brahmanbaria District Jail	8	9	17
Chandpur District Jail	4.5	5	9.5
Cox'sbazar District Jail	8.09	4.77	12.86
Feni District Jail	0.41	1.09	1.5
Khagrachari District Jail	0.5	13	13.5
Laxmipur District Jail	3.65	2.35	6
Noakhali District Jail	8.5	27.5	36
Rangamati District Jail	0.64	2.12	2.76
Sylhet Central Jail	10.5	14.82	25.32
Habiganj District Jail	7.75	7.25	15
Maulvibazar District Jail	3.08	4.58	7.66
Sunamganj District Jail	6.67	3.91	10.58
Jessore Central Jail	12.29	28.42	40.71
Khulna District Jail	3	3	6
Jhenidah District Jail	4.1	5.4	9.5
Bagerhat District Jail	6.22	5.28	11.5
Kushtia District Jail	5.66	24.36	30.02
Magura District Jail	3.866	2.134	6
Meherpur District Jail	3.75	4.25	8
Narail District Jail	3.5	3	6.5
Chuadanga District Jail	4.5	3.5	8
Satkhira District Jail	6.5	3.5	10
Barisal Central Jail	9.6	7.6826	17.2826
Borguna District Jail	1.97	2.03	4
Jhalokati District Jail	3	7.07	10.07
Patuakhali District Jail	8.25	7	15.25
Pirojpur District Jail	0.49	0.63	1.12
Bhola District Jail	3.97	6.03	10

DISTRIBUTION OF PRISONERS IN BANGLADESHI PRISONS

JUNE 30, 2016



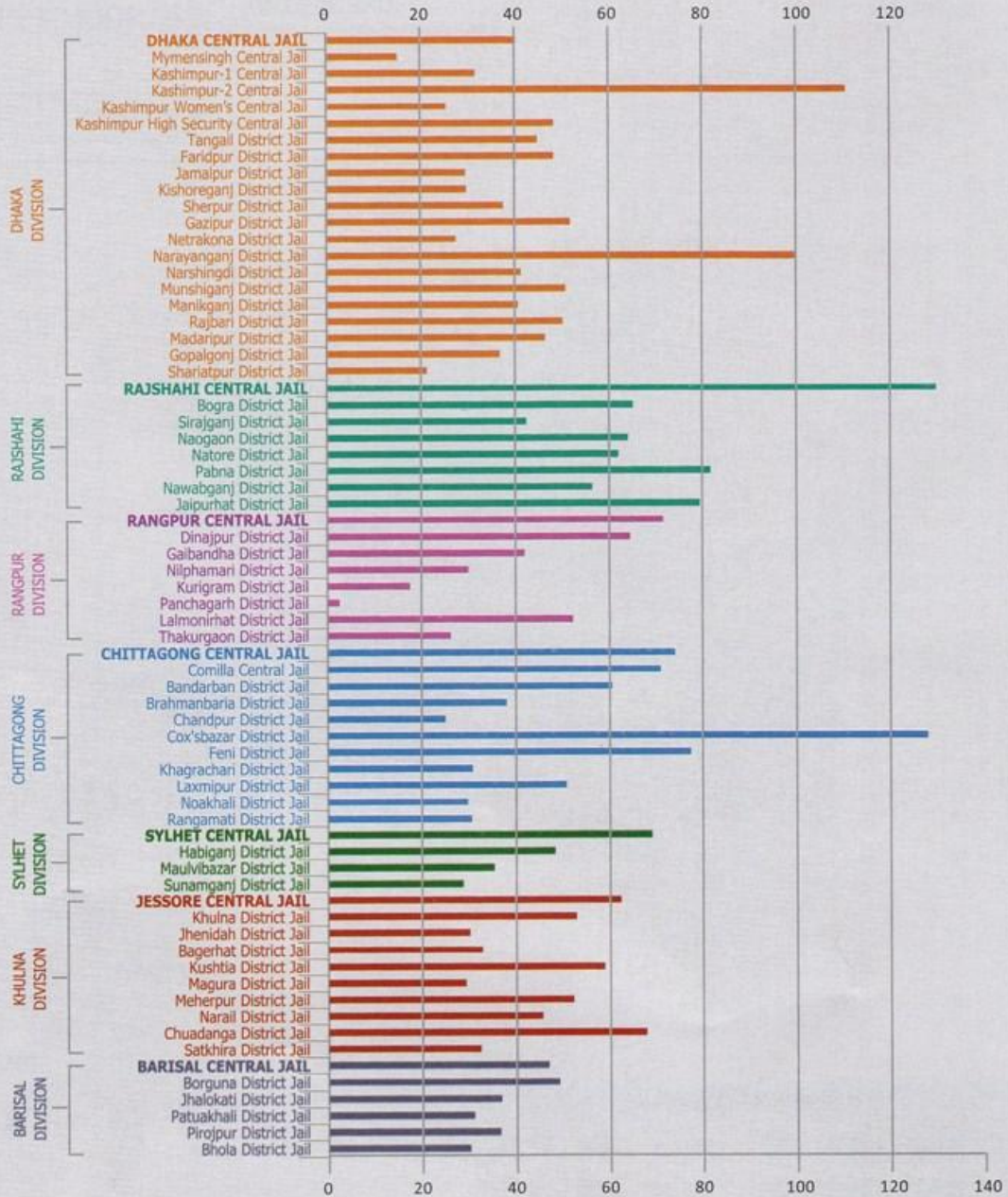
BANGLADESH



Source : Prisons Directorate, Bangladesh.



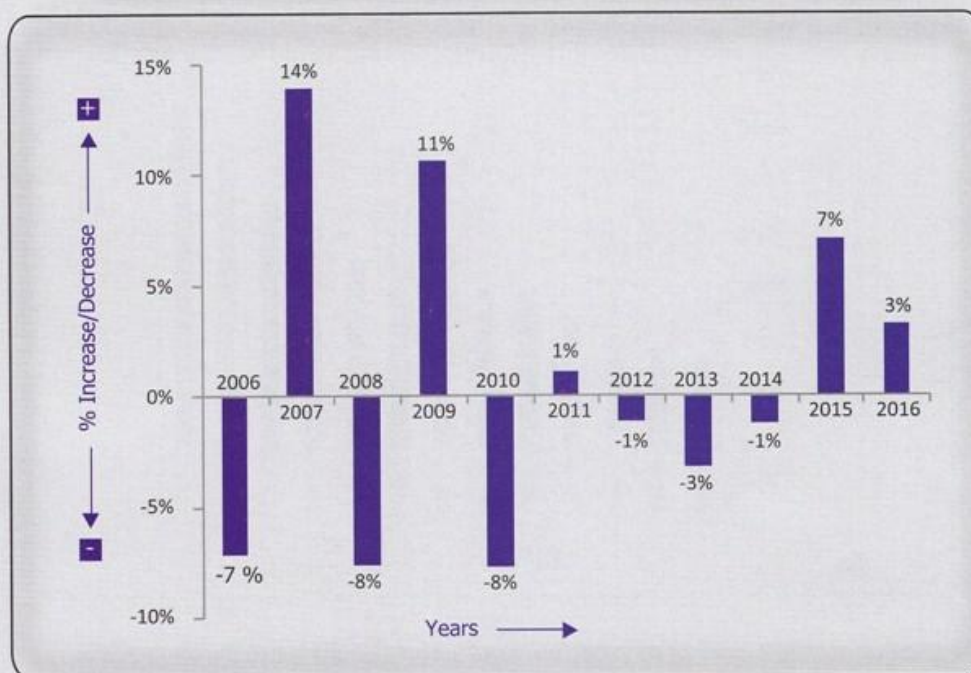
PRISONERS PER 1,00,000 HEAD OF DISTRICT* POPULATION, 2016



* Note: Central Jails contain prisoners from all district jails of the division. Therefore, the graph above for Central Jails may not portray an accurate representation of the actual ratio of prison population of the district. Moreover, it is worth noting that the Gazipur district has a district jail as well as four central jails.



% CHANGE IN PRISON POPULATION, 2005-2016



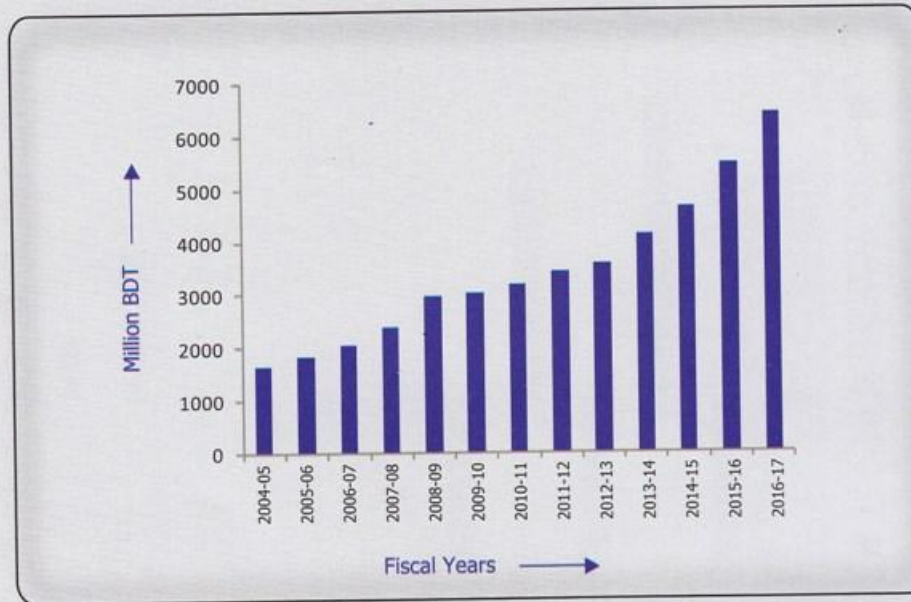
YEARLY PRISON POPULATION GROWTH RATE (%)

YEARS	OFFICIAL CAPACITY	PRISON POPULATION	% INCREASE/DECREASE
2005	27 112	67 853	-----
2006	27 254	62 951	-7 %
2007	27 368	71 685	14 %
2008	28 032	66 193	-8 %
2009	28 668	73 192	11 %
2010	29 240	67 528	-8 %
2011	29 344	68 205	1 %
2012	33 570	67 364	-1 %
2013	33 824	65 163	-3 %
2014	34 167	64 317	-1 %
2015	34 796	68 836	7 %
2016	36 614	71 072	3 %

Note: Percentage change is calculated based on the previous year's actual prison population.



REVENUE BUDGET RECEIVED BY BANGLADESH JAIL IN MILLION BDT * FISCAL YEARS 2004-05 TO 2016-2017



REVENUE BUDGET RECEIVED BY BANGLADESH JAIL IN MILLION BDT * FISCAL YEARS 2004-05 TO 2016-2017

FISCAL YEAR	REVENUE BUDGET ALLOCATED
2004-05	1675.49
2005-06	1849.04
2006-07	2072.50
2007-08	2394.44
2008-09	2985.63
2009-10	3041.65
2010-11	3189.34
2011-12	3442.87
2012-13	3599.26
2013-14	4133.93
2014-15	4656.27
2015-16	5477.23
2016-17	6431.41

* 1 USD = Approx 80 BDT (Bangladeshi Taka).



CHAPTER

2

PRISON POPULATION COMPARISONS

230
YEARS

OF CORRECTIONAL
SERVICE

BDJ
BANGLADESH JAIL



KEEP SAFE AND SHOW THE PATH OF LIGHT



INTERNATIONAL COMPARISONS (ASIAN COUNTRIES*) PRISONERS PER 1,00,000 HEAD OF POPULATION

Country	Rate
Turkmenistan	583
Thailand	450
Maldives	421
Iran	287
Taiwan	268
Mongolia	266
Kazakhstan	221
Singapore	219
Macau (China)	200
Malaysia	167
Kyrgyzstan	167
Uzbekistan	150
Vietnam	146
Bhutan	145
Philippines	140
Brunei Darussalam	134
Tajikistan	121
Laos	119
China	118
Cambodia	116
Hong Kong (China)	115
Myanmar (formerly Burma)	113
Republic of (South) Korea	107
Sri Lanka	88
Indonesia	76
Afghanistan	74
Nepal	62
Japan	45
** Bangladesh	45
Pakistan	43
India	33

* Years 2015 - 2016

** June 30, 2016

United States of America = 693

World's highest = Seychelles (799)

World's Lowest = Central African Republic (16)

Source : Institute of Criminal Policy Research, World Prison Brief | Prisons Directorate, Bangladesh.



INTERNATIONAL COMPARISONS (EUROPEAN COUNTRIES*) PRISONERS PER 1,00,000 HEAD OF POPULATION

Country	Rate
Lithuania	293
Latvia	237
Estonia	231
Turkey	207
Poland	206
Slovakia	185
Hungary	181
Montenegro	181
Czech Republic	177
Romania	151
England and Wales	146
Scotland	145
Serbia	144
Liechtenstein	143
Spain	140
Malta	137
Portugal	136
Bulgaria	109
Greece	108
Austria	102
France	101
Northern Ireland	93
Ireland	92
Italy	90
Croatia	89
Switzerland	80
Germany	78
Slovenia	74
Netherlands	71
Denmark	64
Sweden	59
Finland	58
** Bangladesh	45

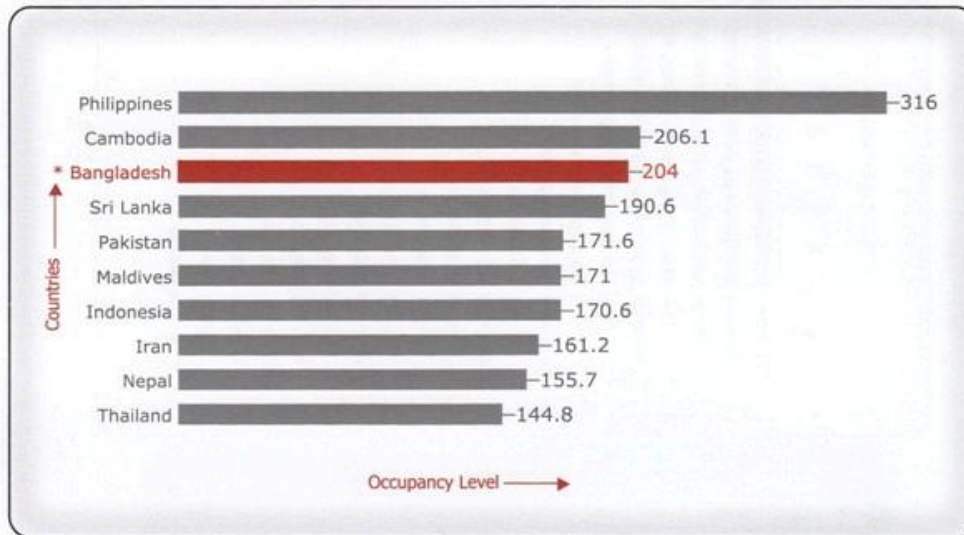
* Years 2015 - 2016

** June 30, 2016

Source : Institute of Criminal Policy Research, World Prison Brief | Prisons Directorate, Bangladesh.



OCUPANCY LEVEL (BASED ON OFFICIAL CAPACITY)



% OF OCCUPANCY LEVEL (OVER-CROWDING)

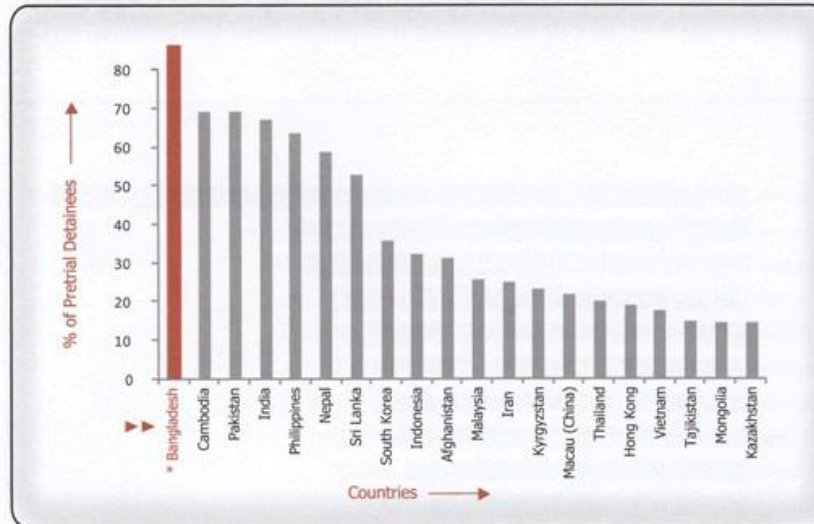
SL. NO	COUNTRY	LEVEL (%)
1	Philippines	316.0
2	Cambodia	206.1
3	▶▶ Bangladesh	204.0
4	Sri Lanka	190.6
5	Pakistan	171.6
6	Maldives	171.0
7	Indonesia	170.6
8	Iran	161.2
9	Nepal	155.7
10	Thailand	144.8

* June 30, 2016

Source : Institute of Criminal Policy Research, World Prison Brief | Prisons Directorate, Bangladesh.



HIGHEST TO LOWEST - PRETRIAL DETAINEES



COUNTRY	PRETRIAL DETAINESS (%)
▶ Bangladesh	73.8
Cambodia	69.1
Pakistan	69.1
India	67.2
Philippines	63.6
Nepal	58.9
Sri Lanka	52.8
South Korea	35.7
Indonesia	32.2
Afghanistan	31.3
Malaysia	25.8
Iran	25.1
Kyrgyzstan	23.4
Macau (China)	22
Thailand	20.2
Hong Kong	19.1
Vietnam	17.6
Tajikistan	15
Mongolia	14.7
Kazakhstan	14.5

* June 30, 2016

Source : Institute of Criminal Policy Research, World Prison Brief | Prisons Directorate, Bangladesh.



HIGHEST TO LOWEST PRISON TOTAL POPULATION IN ASIA

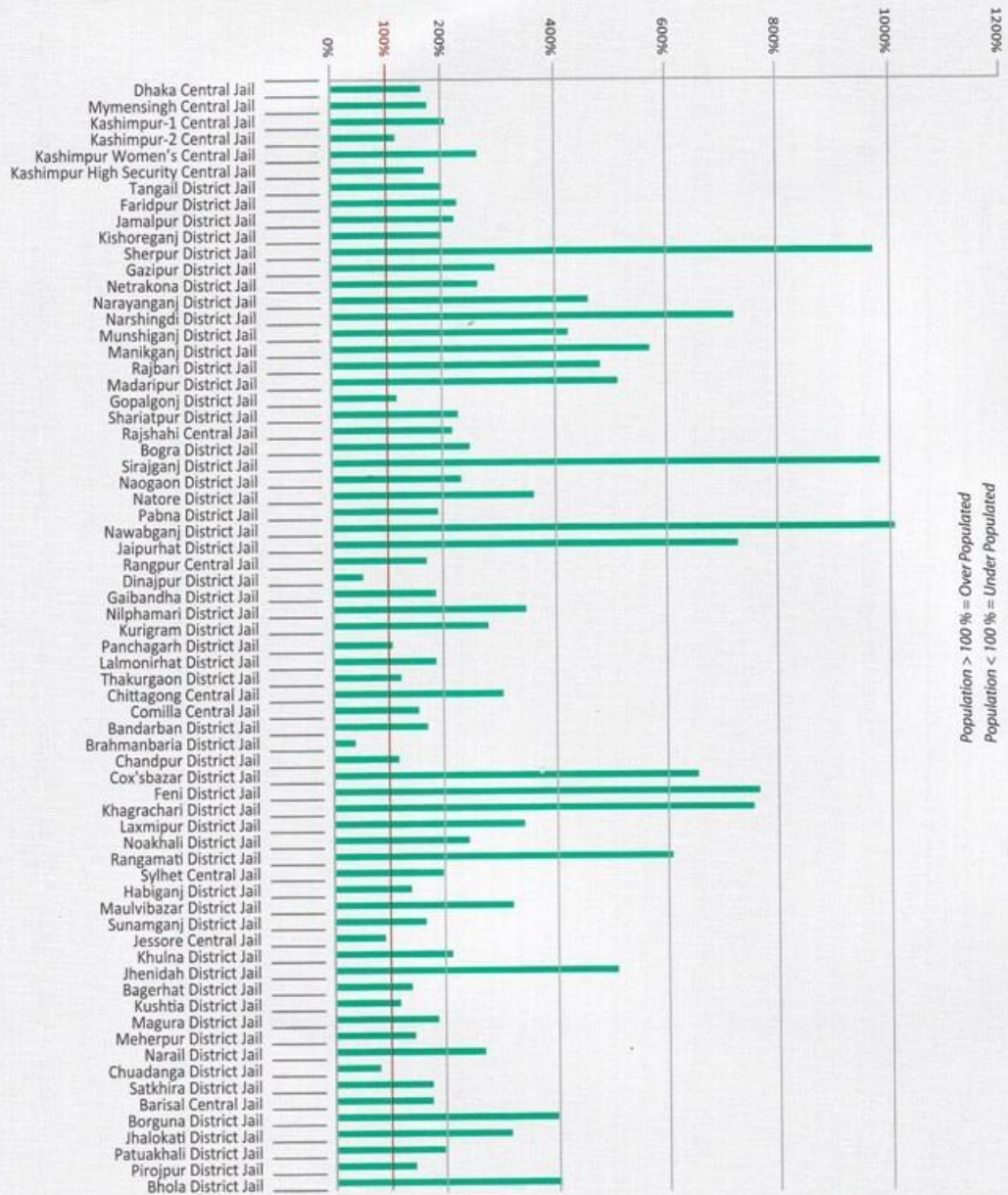
COUNTRY	TOTAL PRISON POPULATION
China	1 649 804
India	419 623
Thailand	304 090
Iran	225 624
Indonesia	197 630
Philippines	142 168
Vietnam	136 245
Pakistan	80 169
► Bangladesh	73 177
Taiwan	63 043
Myanmar	60 000
Japan	56 805
South Korea	53 990
Malaysia	51 602
Uzbekistan	43 900
Kazakhstan	39 179
Turkmenistan	30 568
Afghanistan	26 519
Sri Lanka	19 067
Cambodia	18 308
Nepal	17 966
Singapore	12 394
Kyrgyzstan	10 030
Tajikistan	9 317
Hong Kong	8 457
Laos	8 201
Mongolia	7 773
Maldives	1 513
Macau (China)	1 296
Bhutan	1 119
Brunei Darussalam	565

* June 30, 2016

Source : Institute of Criminal Policy Research, World Prison Brief | Prisons Directorate, Bangladesh.



PRISON POPULATION TO OFFICIAL CAPACITY - JUNE 30, 2016



Population > 100% = Over Populated
Population < 100% = Under Populated

Source: Prisons Directorate, Bangladesh



SKILL DEVELOPMENT TRAININGS

With a view to reducing recidivism through rehabilitation, the 'Prisoners' Rehabilitation Training School' was set up at Kashimpur Central Jail where they are provided various skill development trainings.




SPECIAL SKILL DEVELOPMENT TRAININGS HELD IN 2016

TRAINING	STARTED ON	TRAINEES	VENUE
Electronics & Audio Visual Repair	15 - 11 - 2016	22	Kashimpur Central Jail - 1
Furniture Making (Partex, Plywood)	01 - 12 - 2016	22	Kashimpur Central Jail - 2
Tiles Fitting	15 - 11 - 2016	22	Rangpur Central Jail
Plumbing and Pipe Fitting	16 - 11 - 2016	22	Chittagong Central Jail
Dress Making and Tailoring, Boutique	15 - 11 - 2016	20 (Female)	Kashimpur Women's Central Jail
Embroidery	10 - 11 - 2016	15	Rangpur Central Jail
Karchupi (Handiwork on Fabrics)	10 - 11 - 2016	20	Kashimpur Women's Central Jail
Handicraft (Special)	01 - 12 - 2016	20 (Female)	Kashimpur Women's Central Jail
Handicraft Batch - 1	15 - 11 - 2016	22	Kashimpur Central Jail - 2
Handicraft Batch - 2	16 - 11 - 2016	22	Kashimpur Central Jail - 2
Beautician Training	16 - 11 - 2016	15	Chittagong Central Jail



SKILL DEVELOPMENT TRAININGS HELD IN 2016

TRAINING TYPE	NUMBER OF PARTICIPANTS
Handicrafts	2822
Weaving	2279
Jute Products	273
Carpet and Mat	132
Wood Works	517
Aluminium Products Making	53
Garments Industry	295
Socks Weaving/Knitting	56
Electrical & Electronics (Repairing TV, Radio, Watch etc.)	997
Press and Binding (Registers, Envelopes, Cards etc.)	623
Bakery	565
Tailoring & Iron Work	1616
Others (Paper Bags, Packets, Brooms etc.)	970
TOTAL	11198





**INMATES TRAINING WITH COLLABORATION FROM OTHER DEPARTMENTS & NGOS
JANUARY 01 - DECEMBER 31, 2016**

SUBJECT OF TRAINING AND PROVIDER	NUMBER OF PARTICIPANTS
Mobile Servicing Muslim Aid & RDRS	1
Electrical and Audio Visual Repair NGO Light House	60
Electrical and House Wiring Social Welfare Department, Dhaka Ahsania Mission, GIZ's IRSOP Project and RDRS	255
Refrigeration RDRS	28
Vehicle Driving Bithi Driving School & RDRS	8
Civil Painting NGO Light House	28
Gent's Parlour Dhaka Ahsania Mission, GIZ's IRSOP Project and NGO Light House	159
Partex Furniture Assembling NGO Light House	15
Small Cottage Industry Entrepreneurship Training RDRS	3
Plumbing and Pipe Fittings Dhaka Ahsania Mission	20
Tiles Fitting NGO Light House	73
Welding Prisons Authority	6
Fishery and Hatchery Youth Development Department	125
Horticulture and Nursery Development Dhaka Ahsania Mission, GIZ's IRSOP Project	59
Vermicompost Training Prison Authority	5
Honey Bee Farming	25
Dairy Farming Youth Welfare Department	40
Disaster Preparedness Training for Natural Calamity and First Aid Training Fire Service & Civil Defence	48
Bag & Packet Making Youth Development Department	70
Mushroom Cultivation Prisons Authority	79



SUBJECT OF TRAINING AND PROVIDER	NUMBER OF PARTICIPANTS
Hair Cutting Prisons Authority	22
Tailoring Social Welfare Department	387
Stitching Social Welfare Department	608
Block Batik, Boutique Dhaka Ahsania Mission, GIZ's IRSOP Project and NGO Light House	179
Karchupi (Handwork on Fabrics) Dhaka Ahsania Mission, GIZ's IRSOP Project, NGO Light House and RDRS	171
Dressmaking & Tailoring Dhaka Ahsania Mission	20
Leather Handicrafts	27
Beautification Course Dhaka Ahsania Mission, NGO Light House, RDRS	108
TOTAL	2619



A decorative green floral border with intricate scrollwork and small flowers, framing the central text. The border is composed of four vertical sections, one on each side, with small decorative elements at the top and bottom center.

CHAPTER


3

UNDER TRIAL & CONVICTED PRISONERS

230
YEARS

OF CORRECTIONAL
SERVICE

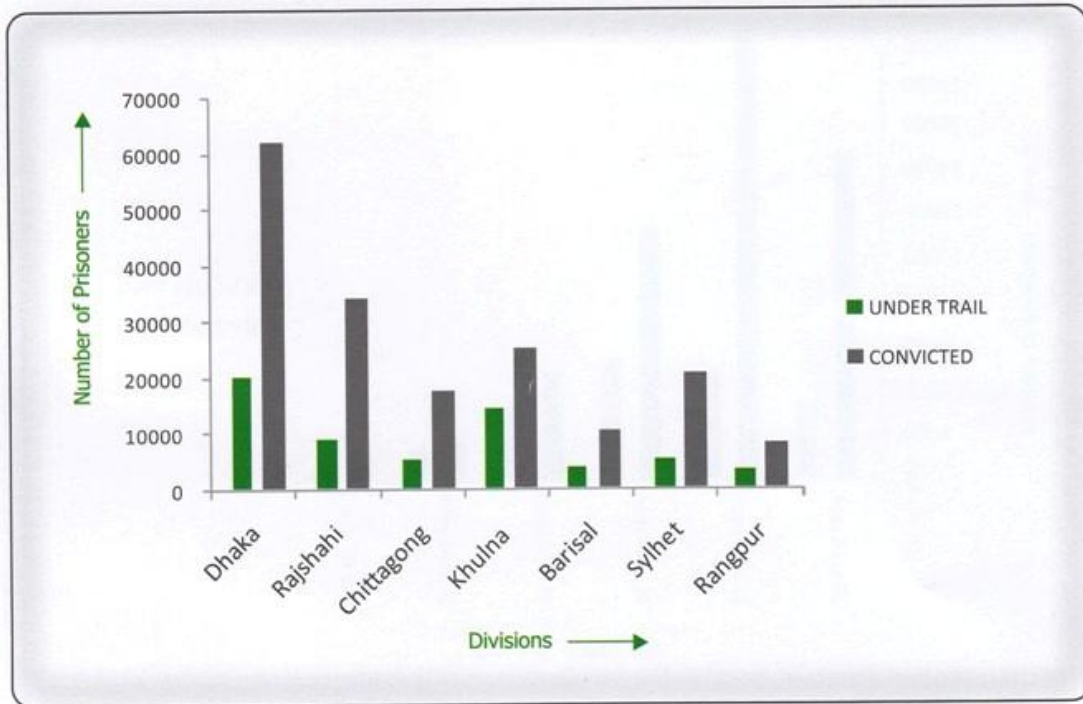
BDJ
BANGLADESH JAIL



KEEP SAFE AND SHOW THE PATH OF LIGHT



DIVISION-WISE DISTRIBUTION OF UNDER TRIAL & CONVICTED PRISONERS, NOVEMBER 2016



UNDER TRIAL PRISONERS BY DIVISION

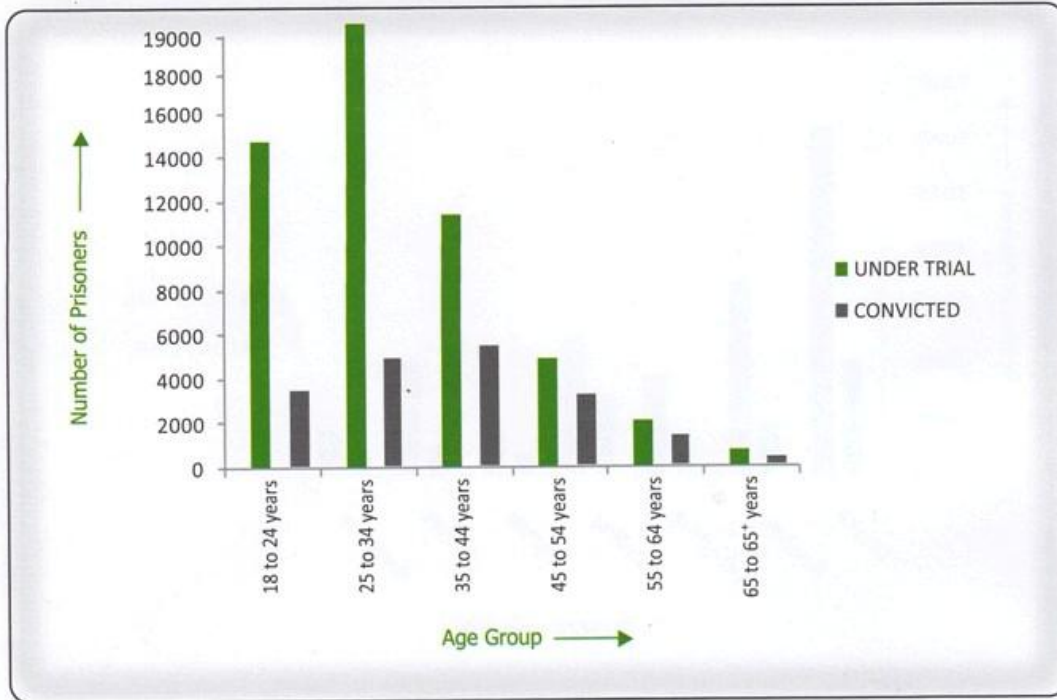
DIVISION	MALE	FEMALE	TOTAL
Dhaka	19053	742	19795
Rajshahi	8321	386	8707
Chittagong	4879	233	5131
Khulna	13751	386	14137
Barisal	3569	63	3632
Sylhet	4902	174	5076
Rangpur	2276	78	2354

CONVICTED PRISONERS BY DIVISION

DIVISION	MALE	FEMALE	TOTAL
Dhaka	6586	202	6788
Rajshahi	3630	104	3734
Rangpur	1819	70	1889
Chittagong	2648	95	2743
Sylhet	1089	18	1107
Khulna	2143	85	2228
Barisal	856	24	880



UNDER TRIAL & CONVICTED PRISONERS ACCORDING TO AGE GROUPS, JUNE 2016



**UNDER TRIAL PRISONERS
ACCORDING TO AGE GROUPS**

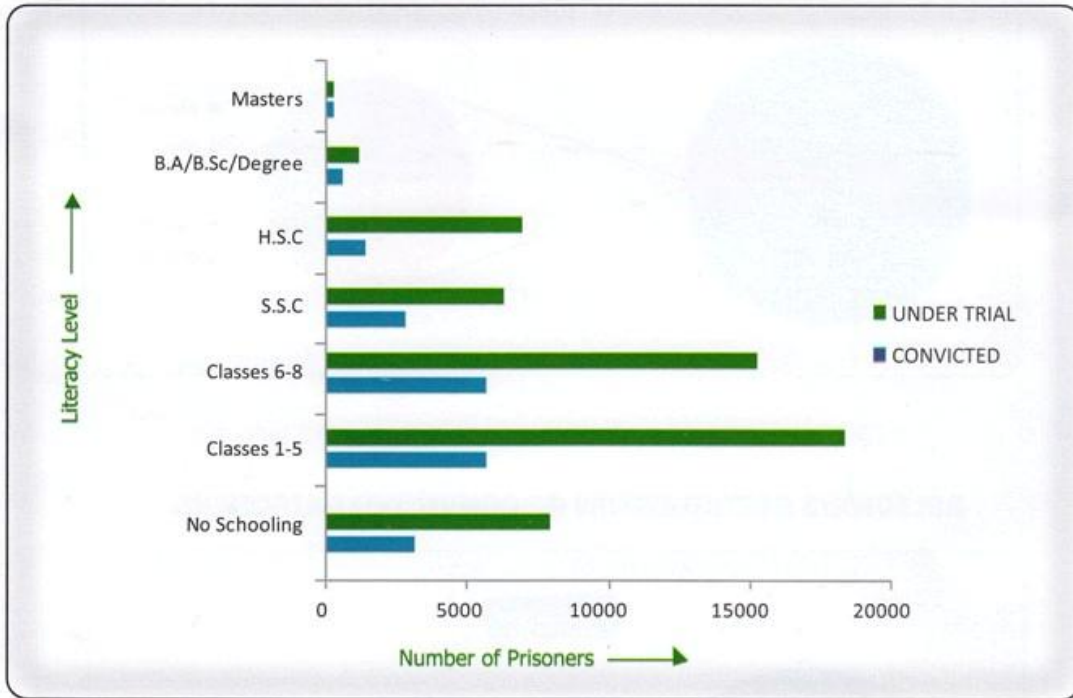
AGE	MALE	FEMALE	TOTAL
18 to 24 years	13692	536	14228
25 to 34 years	18938	650	19588
35 to 44 years	11562	387	11949
45 to 54 years	5600	227	5827
55 to 64 years	2270	55	2325
65 to 65+ years	1064	11	1075

**CONVICTED PRISONERS
ACCORDING TO AGE GROUPS**

AGE	MALE	FEMALE	TOTAL
18 to 24 years	2824	123	2947
25 to 34 years	5304	179	5483
35 to 44 years	5330	150	5480
45 to 54 years	2620	81	2701
55 to 64 years	1108	27	1135
65 to 65+ years	435	4	439



UNDER TRIAL & CONVICTED PRISONERS ACCORDING TO LITERACY LEVEL, JUNE 2016



UNDER TRIAL PRISONERS ACCORDING TO LITERACY

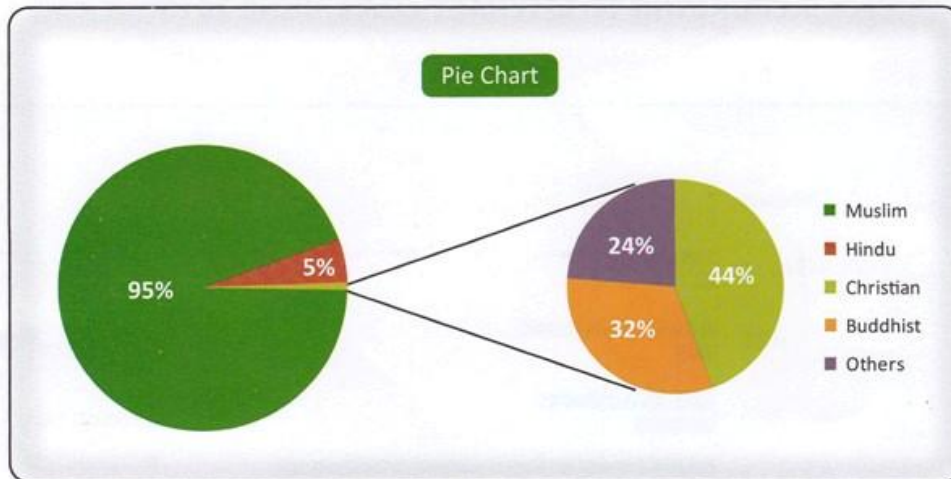
LITERACY	MALE	FEMALE	TOTAL
No Schooling	8968	548	9516
Classes 1-5	18672	751	19423
Classes 6-8	14696	386	15082
S.S.C	6247	98	6345
H.S.C	3271	89	6720
B.A/B.Sc/Degree	981	9	990
Masters	273	3	276

CONVICTED PRISONERS ACCORDING TO LITERACY

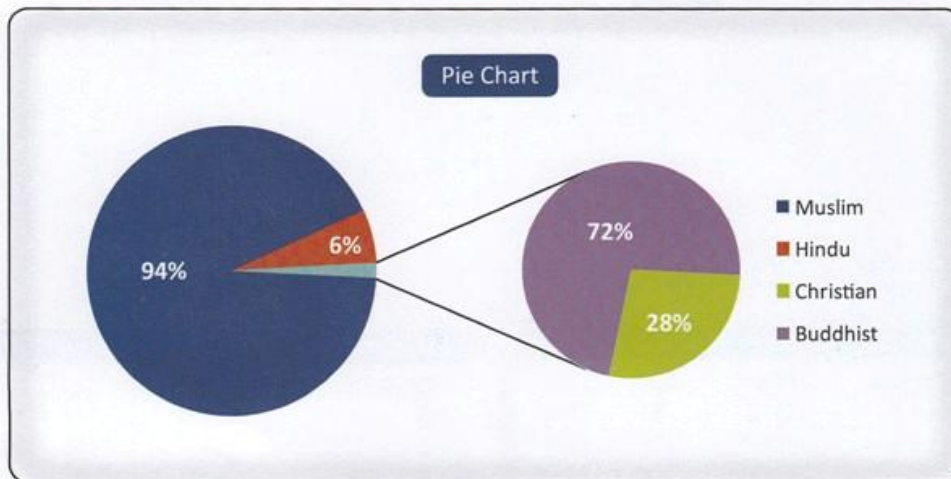
LITERACY	MALE	FEMALE	TOTAL
Illiterate	2957	123	2947
1-5	6464	179	6643
6-8	4654	150	5219
S.S.C	4131	81	2701
H.S.C	951	27	1135
B.A/B.Com/Degree/B.Sc	258	4	439
Masters / Masters+	273	3	276



RELIGIOUS DISTRIBUTION OF UNDER TRIAL PRISONERS



RELIGIOUS DISTRIBUTION OF CONVICTED PRISONERS





RELIGIOUS DISTRIBUTION OF UNDER TRIAL PRISONERS

MUSLIM			
DIVISION	MALE	FEMALE	TOTAL
Dhaka	17212	420	17632
Rajshahi	7422	309	7731
Chittagong	12017	473	12490
Khulna	4961	147	5108
Barisal	2294	76	2370
Sylhet	3181	67	3248
Rangpur	3493	109	3602
TOTAL	50580	1601	52181

HINDU			
DIVISION	MALE	FEMALE	TOTAL
Dhaka	786	30	816
Rajshahi	250	19	269
Chittagong	456	23	479
Khulna	238	8	246
Barisal	106	7	113
Sylhet	270	6	276
Rangpur	195	13	208
TOTAL	2301	106	2407

CHRISTIAN			
DIVISION	MALE	FEMALE	TOTAL
Dhaka	74	6	80
Rajshahi	20	5	25
Chittagong	23	0	23
Khulna	6	0	6
Barisal	4	0	4
Sylhet	20	0	20
Rangpur	14	7	21
TOTAL	161	18	179

BUDDHIST			
DIVISION	MALE	FEMALE	TOTAL
Dhaka	6	0	6
Rajshahi	0	0	0
Chittagong	109	2	111
Khulna	0	0	0
Barisal	1	0	1
Sylhet	6	0	6
Rangpur	5	0	5
TOTAL	127	0	129

OTHERS (ALL DIVISIONS) : MALE = 96 FEMALE = 0 TOTAL = 96

RELIGIOUS DISTRIBUTION OF CONVICTED PRISONERS

MUSLIM			
DIVISION	MALE	FEMALE	TOTAL
Dhaka	5851	213	6064
Rajshahi	3344	74	3418
Chittagong	2196	61	2257
Khulna	1864	91	1955
Barisal	700	19	719
Sylhet	917	17	934
Rangpur	1413	48	1461
TOTAL	16285	523	16808

HINDU			
DIVISION	MALE	FEMALE	TOTAL
Dhaka	286	12	298
Rajshahi	133	4	137
Chittagong	274	5	279
Khulna	108	4	112
Barisal	28	0	28
Sylhet	80	1	81
Rangpur	133	10	143
TOTAL	1042	36	1078

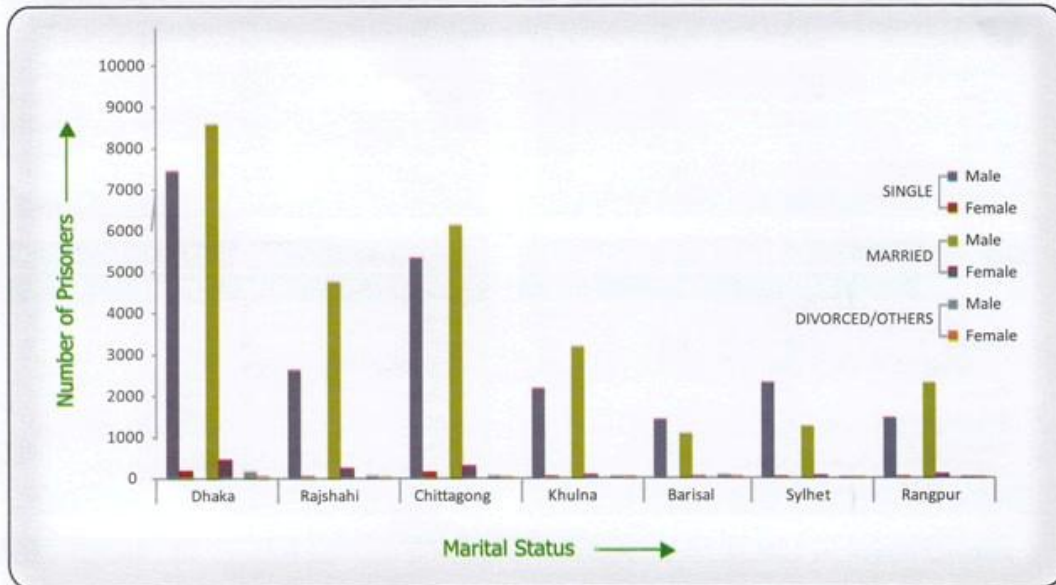
CHRISTIAN			
DIVISION	MALE	FEMALE	TOTAL
Dhaka	25	0	25
Rajshahi	11	1	12
Chittagong	2	0	2
Khulna	2	0	2
Barisal	4	0	4
Sylhet	13	0	13
Rangpur	21	0	21
TOTAL	78	1	79

BUDDHIST			
DIVISION	MALE	FEMALE	TOTAL
Dhaka	19	0	19
Rajshahi	0	0	0
Chittagong	178	2	180
Khulna	8	0	8
Barisal	0	0	0
Sylhet	0	0	0
Rangpur	1	0	1
TOTAL	206	2	208

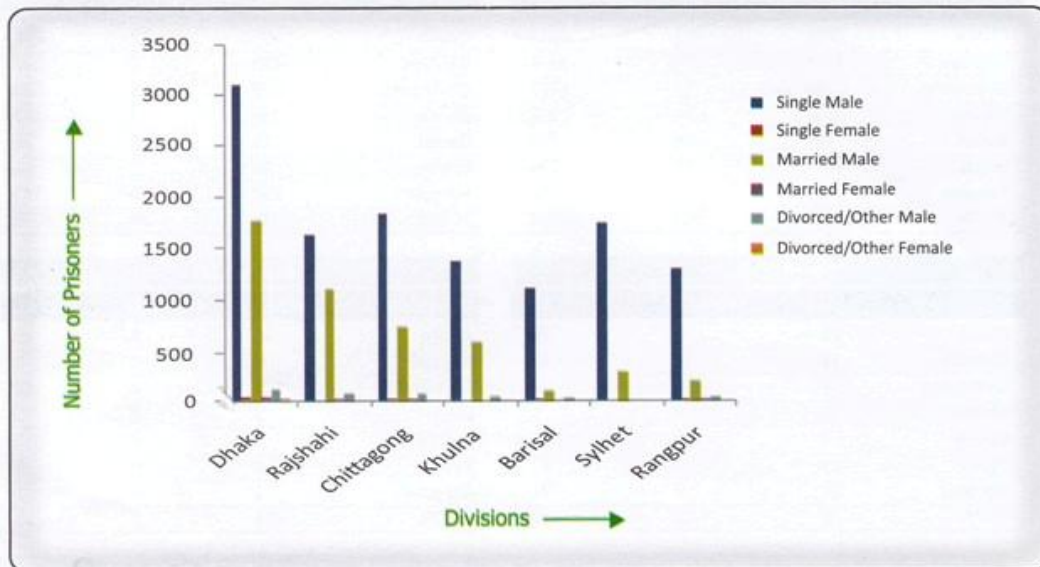
OTHERS (ALL DIVISIONS) : MALE = 12 FEMALE = 0 TOTAL = 12



MARITAL STATUS OF UNDER TRIAL PRISONERS, JUNE 2016



MARITAL STATUS OF CONVICTED PRISONERS, 2016





UNDER TRIAL PRISONERS BY MARITAL STATUS

SINGLE				MARRIED			
DIVISION	MALE	FEMALE	TOTAL	DIVISION	MALE	FEMALE	TOTAL
Dhaka	7525	185	7710	Dhaka	8730	464	9194
Rajshahi	2784	44	2828	Rajshahi	4904	275	5179
Chittagong	5357	159	5516	Chittagong	6269	319	6588
Khulna	2376	38	2414	Khulna	3326	109	3435
Barisal	1710	15	1725	Barisal	1218	49	1267
Sylhet	2636	14	2650	Sylhet	1398	55	1453
Rangpur	1763	26	1789	Rangpur	2372	101	2473

DIVORCED/OTHERS			
DIVISION	MALE	FEMALE	TOTAL
Dhaka	203	22	225
Rajshahi	105	24	129
Chittagong	112	20	132
Khulna	77	10	87
Barisal	100	13	113
Sylhet	25	4	29
Rangpur	54	2	56

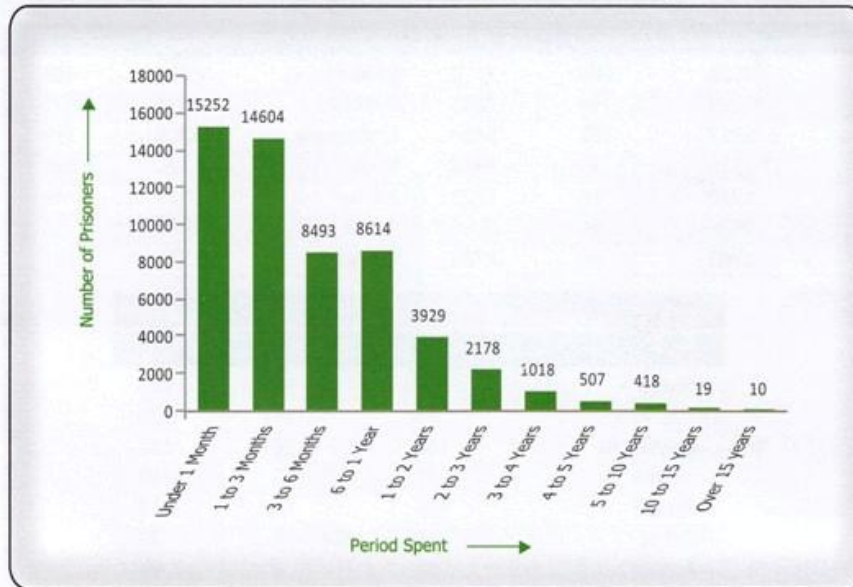
CONVICTED PRISONERS BY MARITAL STATUS

SINGLE				MARRIED			
DIVISION	MALE	FEMALE	TOTAL	DIVISION	MALE	FEMALE	TOTAL
Dhaka	3025	31	3056	Dhaka	1786	30	1816
Rajshahi	1747	10	1757	Rajshahi	1250	19	1269
Chittagong	1864	12	1876	Chittagong	834	23	857
Khulna	1412	6	1418	Khulna	738	8	746
Barisal	1363	11	1374	Barisal	106	7	113
Sylhet	1575	4	1579	Sylhet	270	6	276
Rangpur	1432	15	1447	Rangpur	195	13	208

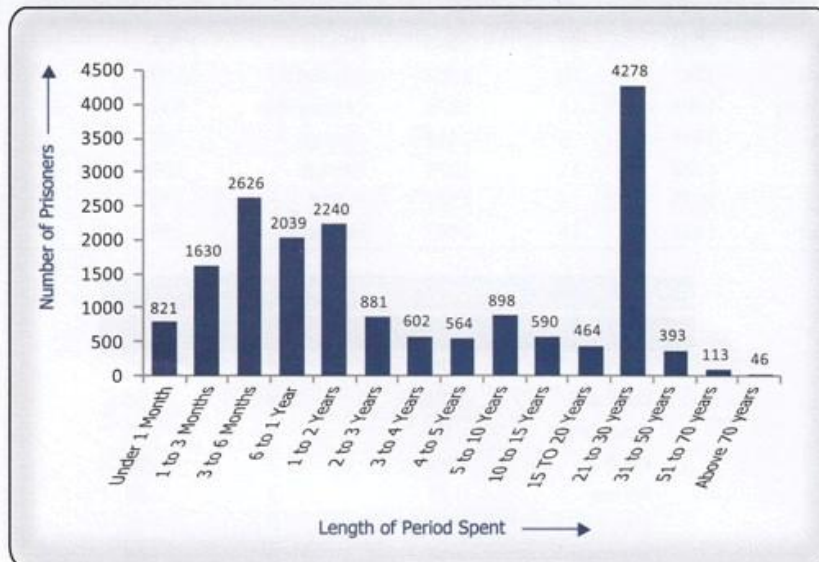
DIVORCE / OTHER			
DIVISION	MALE	FEMALE	TOTAL
Dhaka	120	13	133
Rajshahi	77	4	81
Chittagong	72	6	78
Khulna	48	3	51
Barisal	33	3	36
Sylhet	10	0	10
Rangpur	44	0	44



LENGTH OF PERIOD SPENT IN CUSTODY BY UNDER TRIAL PRISONERS AS ON JUNE 30, 2016



LENGTH OF PERIOD SPENT IN CUSTODY BY CONVICTED PRISONERS AS ON JUNE 30, 2016





UNDER TRIAL PRISONERS BY LENGTH OF
IMPRISONMENT AS ON JUNE 30, 2016

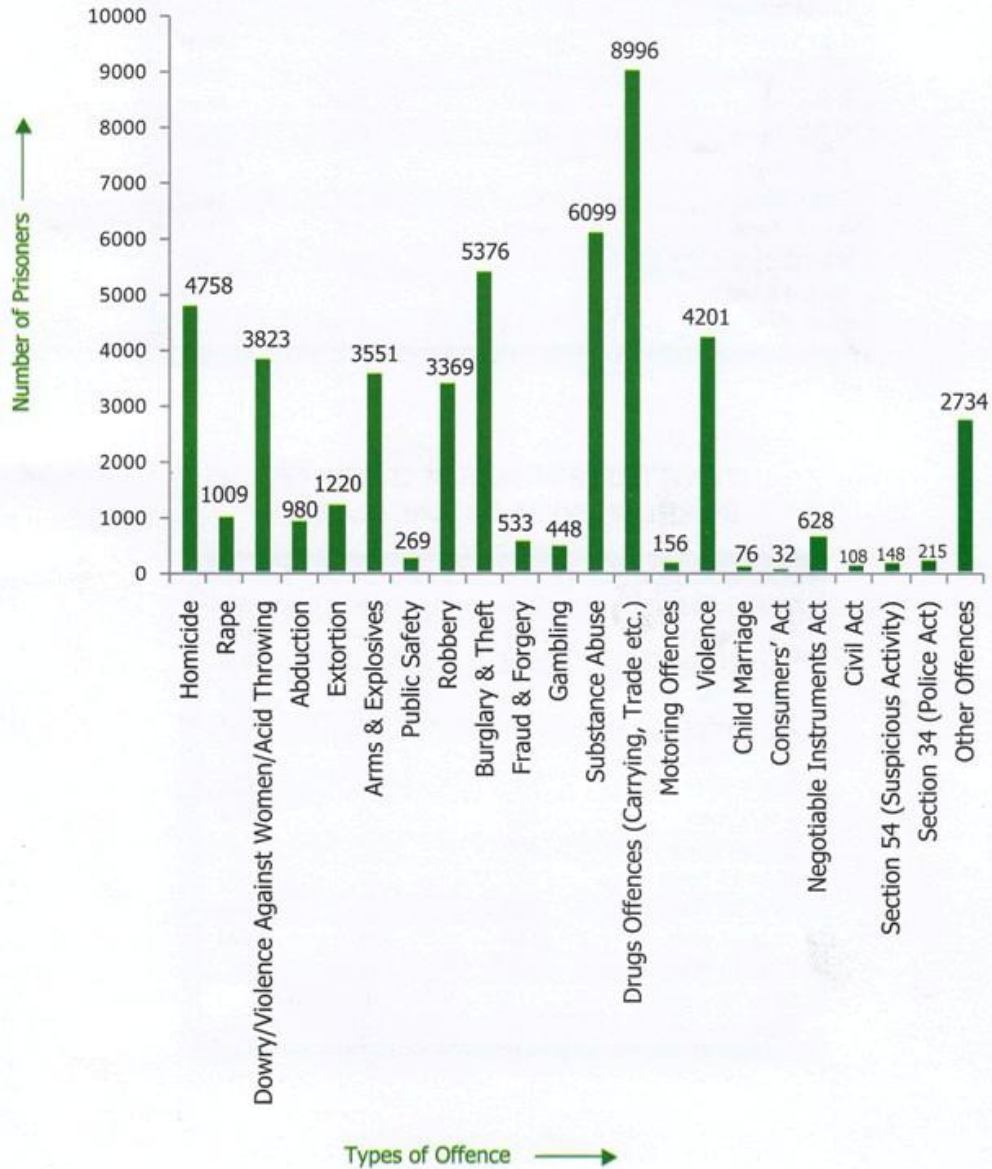
YEARS	MALE	FEMALE	TOTAL
Under 1 Month	14718	534	15252
1 to 3 Months	14146	458	14604
3 to 6 Months	8125	368	8493
6 to 1 Year	8375	239	8614
1 to 2 Years	3764	165	3929
2 to 3 Years	2122	56	2178
3 to 4 Years	1009	9	1018
4 to 5 Years	500	7	507
5 to 10 Years	413	5	418
10 to 15 Years	19	0	19
Over 15 Years	10	0	10

CONVICTED PRISONERS BY LENGTH OF
IMPRISONMENT AS ON JUNE 30, 2016

YEARS	MALE	FEMALE	TOTAL
Under 1 Month	786	35	821
1 to 3 Months	1596	34	1630
3 to 6 Months	2548	78	2626
6 to 1 Year	1975	64	2039
1 to 2 Years	2185	55	2240
2 to 3 Years	859	22	881
3 to 4 Years	591	11	602
4 to 5 Years	561	3	564
5 to 10 Years	880	18	898
10 to 15 Years	577	13	590
15 to 20 Years	455	9	464
21 to 30 years	4057	221	4278
31 to 50 years	382	11	393
51 to 70 years	113	0	113
Above 70 years	45	1	46



NUMBER OF UNDER TRIAL PRISONERS IN CUSTODY BY TYPES OF OFFENCE, JUNE 30 2016





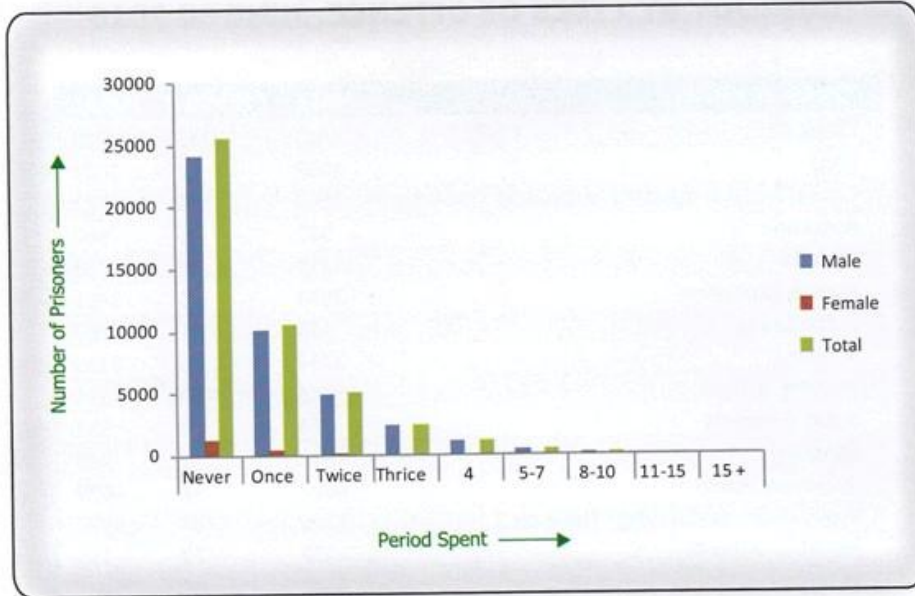
NUMBER OF UNDER TRIAL PRISONERS IN CUSTODY BY TYPES OF OFFENCE, JUNE 30 2016

TYPES OF CRIME	MALE	FEMALE	TOTAL
Homicide	4493	265	4758
Rape	1007	2	1009
Dowry/Violence Against Women/Acid Throwing	3643	180	3823
Abduction	932	48	980
Extortion	1210	10	1220
Arms & Explosives	3533	18	3551
Public Safety	258	11	269
Robbery	3364	5	3369
Burglary & Theft	5246	130	5376
Fraud & Forgery	524	9	533
Gambling	448	0	448
Substance Abuse	6007	92	6099
Drugs Offences (Carrying, Trade etc.)	8209	787	8996
Motoring Offences	137	19	156
Violence	4112	89	4201
Child Marriage	70	6	76
Consumers' Act	29	3	32
Negotiable Instruments Act	616	12	628
Civil Act	100	8	108
Section 54 (Suspicious Activity)	134	14	148
Section 34 (Police Act)	209	6	215
Other Offences	2555	179	2734

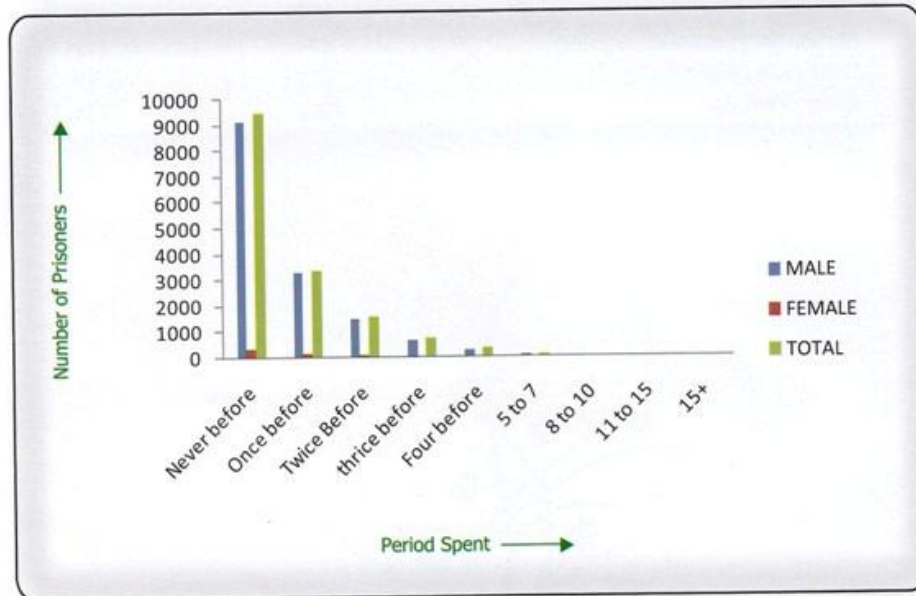




PAST INCARCERATION OF UNDER TRIAL PRISONERS, AS ON JUNE 30 2016



PAST INCARCERATION OF CONVICTED PRISONERS, AS ON JUNE 30 2016





PAST INCARCERATION OF UNDER TRIAL PRISONERS, JUNE 2016

PAST INCARCERATION	MALE	FEMALE	TOTAL
Never before	26258	1406	27664
Once before	10191	354	10545
twice before	4902	155	5057
Thrice before	2414	65	2479
Four before	1140	13	1153
5 to 7	450	3	453
8 to 10	142	0	142
11 to 15	54	0	54
15 +	28	1	29

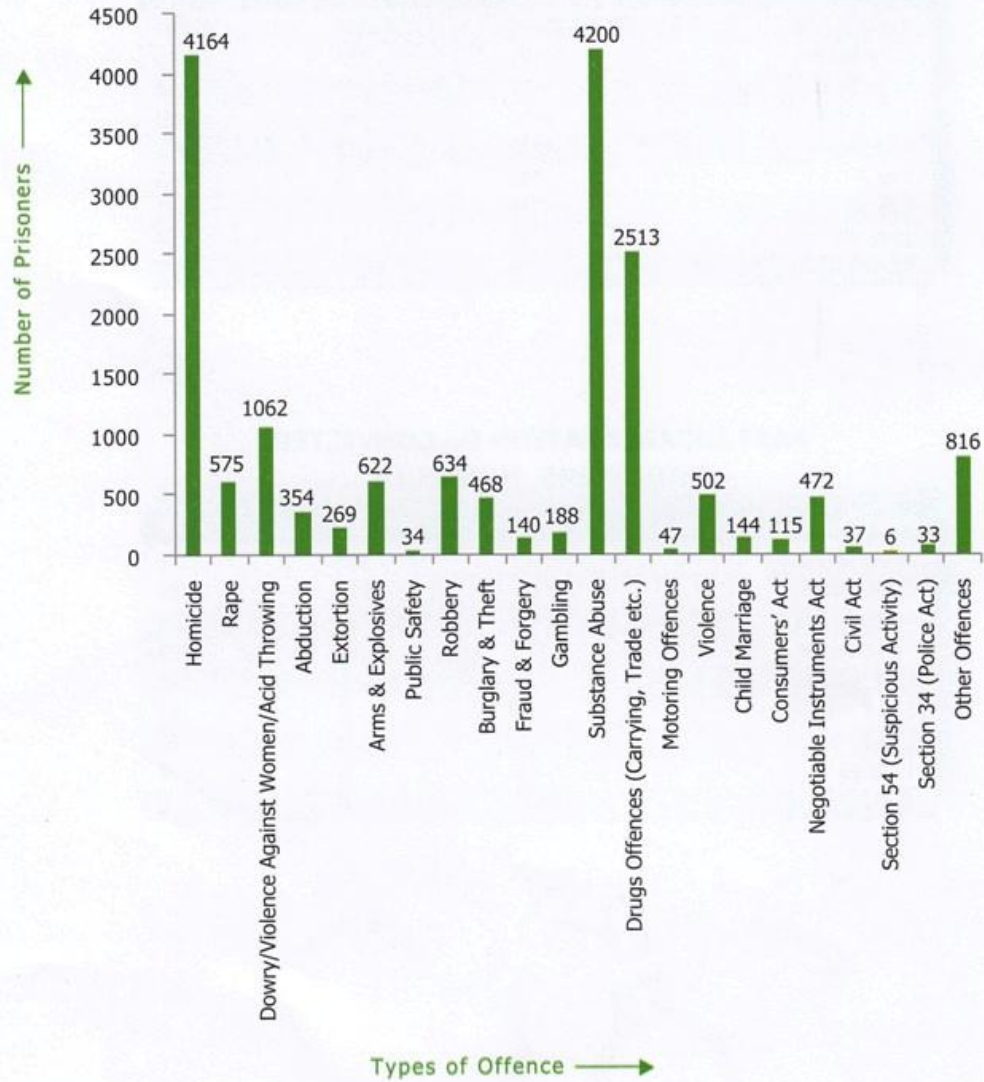
PAST INCARCERATION OF CONVICTED PRISONERS, JUNE 2016

PAST INCARCERATION	MALE	FEMALE	TOTAL
Never before	9167	344	9511
Once before	3271	113	3384
Twice Before	1494	56	1550
thrice before	679	18	697
Four before	295	5	300
5 to 7	97	0	97
8 to 10	20	0	20
11 to 15	9	0	9
15+	5	0	5





CONVICTED PRISONERS IN CUSTODY BY TYPES OF OFFENCE, JUNE 30 2016





**KEEP SAFE
AND SHOW**

THE PATH OF

LIGHT

BANGLADESH JAIL

A decorative purple floral border surrounds the central text. It features intricate scrollwork, leaves, and small flowers, with a small floral ornament at the top and bottom center of the border.

CHAPTER


4

DEATH SENTENCED PRISONERS

230
YEARS

OF CORRECTIONAL
SERVICE

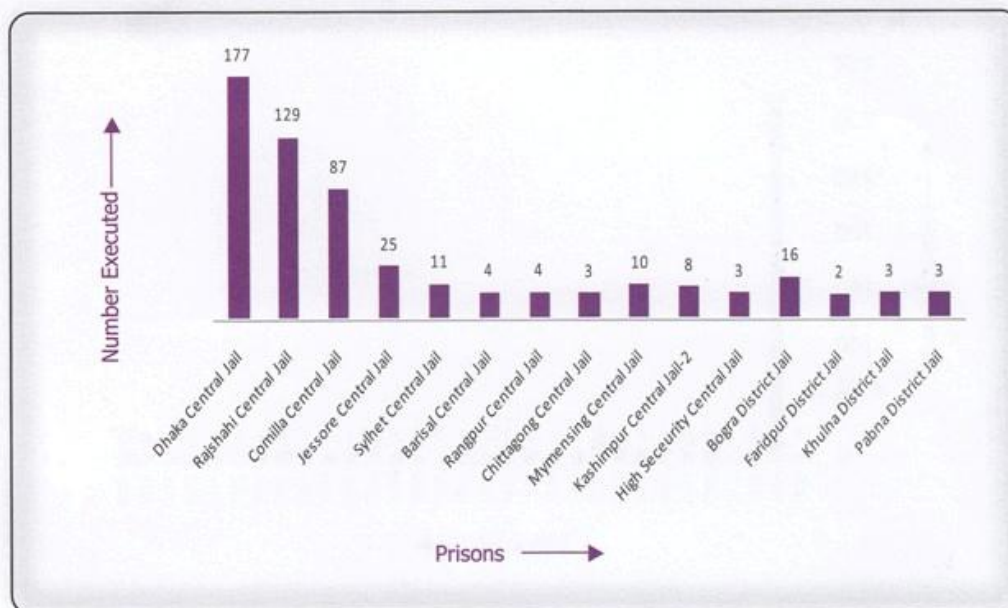
BDJ
BANGLADESH JAIL



KEEP SAFE AND SHOW THE PATH OF LIGHT



STATE OF PRISONERS EXECUTED, 1976-2016

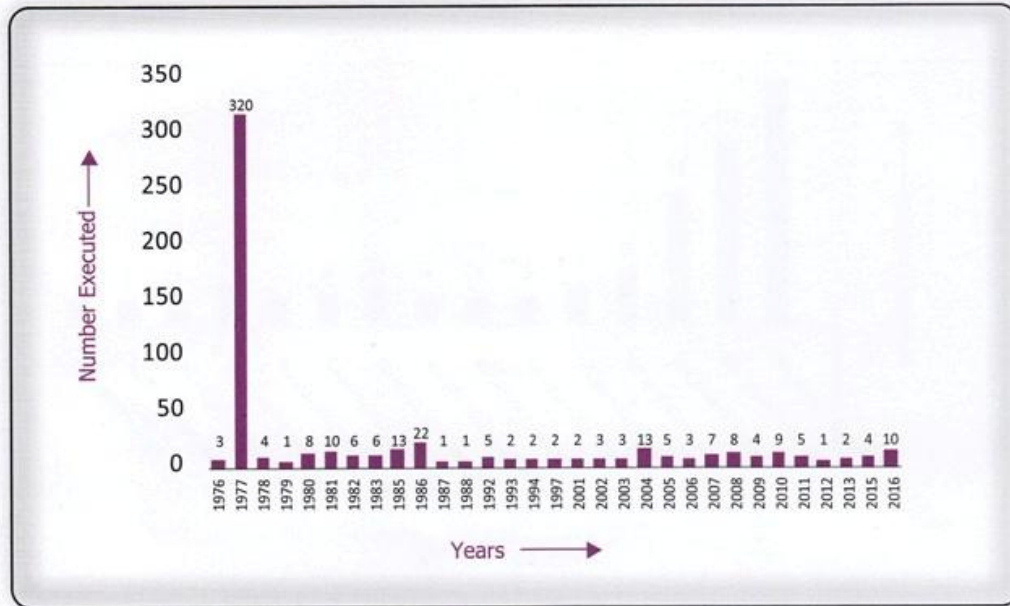


STATE OF PRISONERS EXECUTED BY JAILS

NAME OF JAIL	TOTAL
Dhaka Central Jail	177
Rajshahi Central Jail	129
Comilla Central Jail	87
Jessore Central Jail	25
Sylhet Central Jail	11
Barisal Central Jail	4
Rangpur Central Jail	4
Chittagong Central Jail	3
Mymensing Central Jail	10
Kashimpur Central Jail-2	8
High Seceurity Central Jail	3
Bogra District Jail	16
Faridpur District Jail	2
Khulna District Jail	3
Pabna District Jail	3
TOTAL	485



STATE OF PRISONERS EXECUTED, 1976-2016

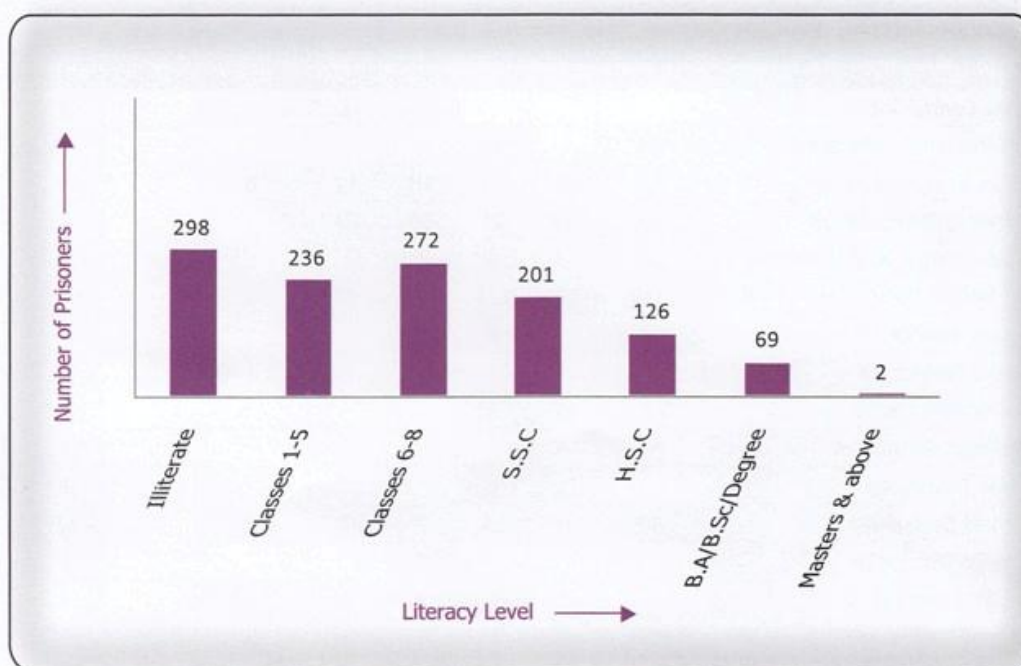


STATE OF PRISONERS EXECUTED, 1976-2016

YEAR	TOTAL	YEAR	TOTAL
1976	3	2001	2
1977	320	2002	3
1978	4	2003	3
1979	1	2004	13
1980	8	2005	5
1981	10	2006	3
1982	6	2007	7
1983	6	2008	8
1985	13	2009	4
1986	22	2010	9
1987	1	2011	5
1988	1	2012	1
1992	5	2013	2
1993	2	2015	4
1994	2	2016	10
1997	2		



DEATH SENTENCED PRISONERS BY LITERACY LEVEL, JUNE 2016



DEATH SENTENCED PRISONERS BY LITERACY LEVEL

LITERACY LEVEL	TOTAL
Illiterate	298
Classes 1-5	236
Classes 6-8	272
S.S.C	201
H.S.C	126
B.A/B.Sc/Degree	69
Masters & above	2

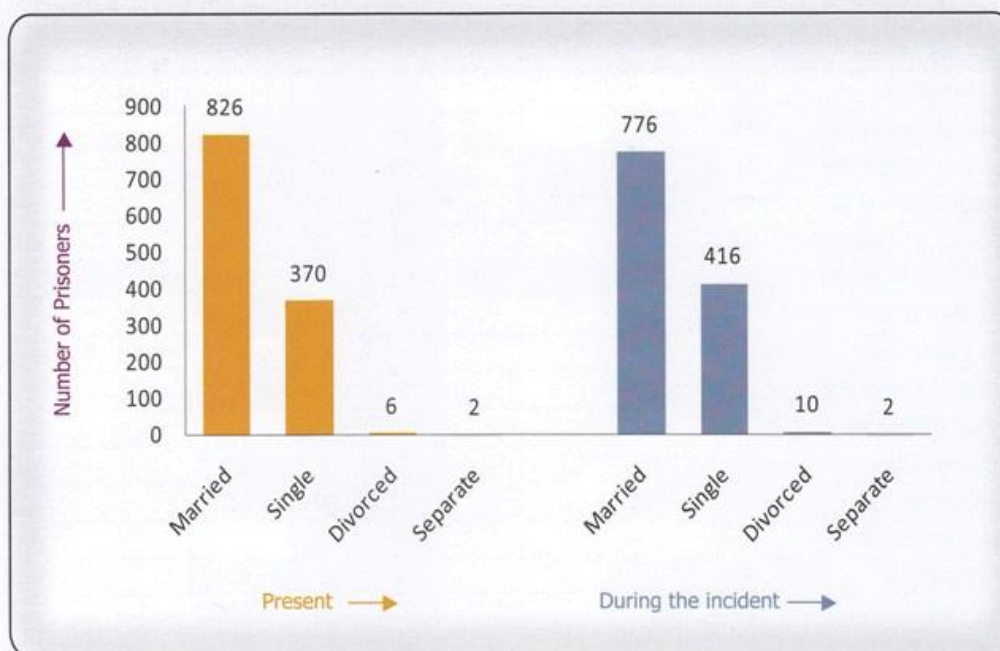


EDUCATIONAL QUALIFICATION OF DEATH SENTENCED PRISONERS

Name of the Jail	Educational Qualification							Total
	Illiterate	Classes 1-5	Classes 6-8	S.S.C	H.S.C	B.A/B.Com Degree/ B.Sc	Masters & above	
Dhaka Central Jail				1	1	1		3
Mymensingh Central Jail	11		13					24
Kashimpur-1 Central Jail	14	1	28	18	12	6		79
Kashimpur-2 Central Jail	17	14	21	38	23	8		121
Female Central Jail, Kashimpur	2	3	4	1	1			11
High Security Central Jail, Kashimpur	149	106	127	100	57	36		575
Faridpur District Jail	3		2	2				7
Sherpur District Jail						1		1
Narayanganj District Jail	7	5	2					14
Narshingdi District Jail					1			1
Rajbari District Jail		1	1					2
Rajshahi Central Jail	17	15	14	7	7	2		62
Naogaon District Jail				1				1
Pabna District Jail			1	1	1	1		4
Rangpur Central Jail	17	5	5	6	7	5	2	47
Nilphamari District Jail				1				1
Chittagong Central Jail	5	4	4	3	2	4		22
Comilla Central Jail	12	12	8	5	2			39
Brahmanbaria District Jail			1					1
Chandpur District Jail		1						1
Cox'sbazar District Jail		3						3
Sylhet Central Jail	9	11	5	5	2	3		35
Jessore Central Jail	25	36	16	4	1			82
Khulna District Jail						1		1
Jhenidah District Jail	2							2
Bagerhat District Jail	4	1	6	3	3			17
Barisal Central Jail	2	18	14	5	6	1		46
Pirojpur District Jail	2							2
Total	298	236	272	201	126	69	2	1204



MARITAL STATUS OF DEATH SENTENCED PRISONERS



PRESENT

MARITAL STATUS	TOTAL
Married	826
Single	370
Divorced	6
Separate	2

DURING THE INCIDENT

MARITAL STATUS	TOTAL
Married	776
Single	416
Divorced	10
Separate	2

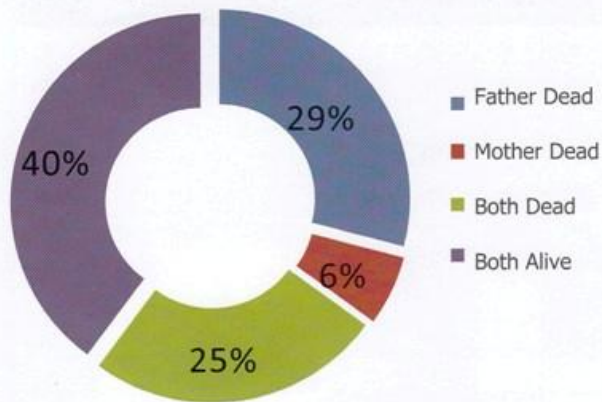


MARITAL STAUS OF DEATH SENTENCED PRISONERS

Name of the Jail	Marital Status (Present)					Marital Status (during the incident)				
	Married	Single	Divorced	Separate	Total	Married	Single	Divorced	Separate	Total
Dhaka Central Jail	3				3	3				3
Mymensingh Central Jail	14	10			24	15	9			24
Kashimpur-1 Central Jail	48	29	2		79	47	32			79
Kashimpur-2 Central Jail	80	40	1		121	82	39			121
Female Central Jail, Kashimpur	10	1			11	10	1			11
High Security Central Jail, Kashimpur	380	190	3	2	575	352	211	10	2	575
Faridpur District Jail	5	2			7	5	2			7
Sherpur District Jail	1				1	1				1
Narayanganj District Jail	10	4			14	10	4			14
Narshingdi District Jail	1				1	1				1
Rajbari District Jail	1	1			2	1	1			2
Rajshahi Central Jail	43	19			62	40	22			62
Naogaon District Jail	1				1	1				1
Pabna District Jail	3	1			4	3	1			4
Rangpur Central Jail	35	12			47	34	13			47
Nilphamari District Jail		1			1		1			1
Chittagong Central Jail	12	10			22	12	10			22
Comilla Central Jail	31	8			39	21	18			39
Brahmanbaria District Jail		1			1		1			1
Chandpur District Jail	1				1	1				1
Cox'sbazar District Jail	3				3	3				3
Sylhet Central Jail	20	15			35	18	17			35
Jessore Central Jail	66	16			82	66	16			82
Khulna District Jail	1				1	1				1
Jhenidah District Jail	2				2		2			2
Bagerhat District Jail	16	1			17	13	4			17
Barisal Central Jail	37	9			46	34	12			46
Pirojpur District Jail	2				2	2				2
Total	826	370	6	2	1204	776	416	10	2	1204



FAMILY BACKGROUND OF DEATH SENTENCED PRISONERS

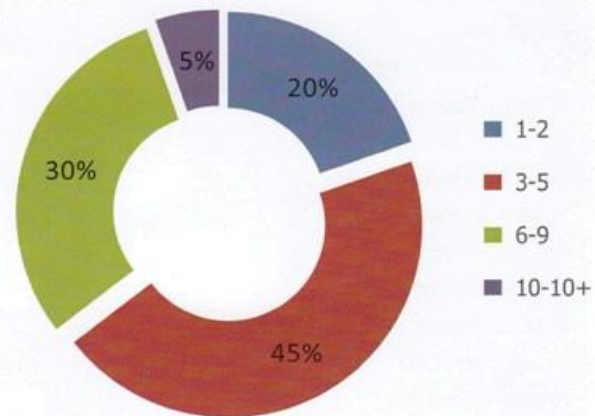


STATUS OF PARENTS

TITLE	TOTAL
Father Dead	350
Mother Dead	72
Both Dead	302
Both Alive	480

NUMBER OF SIBLINGS

EDUCATION	TOTAL
1-2	237
3-5	540
6-9	363
10-10+	64



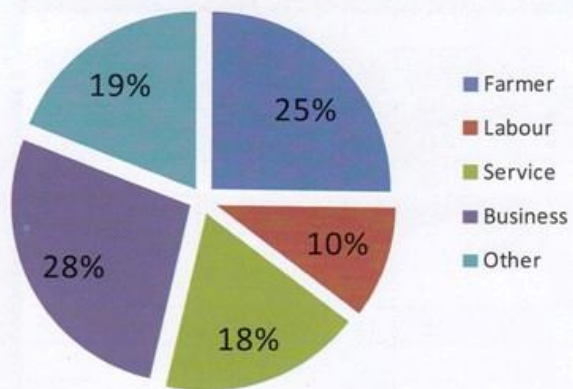


FAMILY BACKGROUND OF DEATH SENTENCED PRISONERS

Name of the Jail	Status of Parents					Number of Siblings				
	Father Dead	Mother Dead	Both Dead	Both alive	Total	1-2	3-5	6-9	10-10 ⁺	Total
Dhaka Central Jail			2	1	3			2	1	3
Mymensingh Central Jail	6	2	6	10	24	13	10	1		24
Kashimpur-1 Central Jail	24	10	20	25	79	64	13	2		79
Kashimpur-2 Central Jail	30	6	36	49	121	21	62	36	2	121
Female Central Jail, kashimpur	3	1	4	3	11	3	7	1		11
Kashimpur High Security Central Jail	167	25	141	242	575	58	276	206	35	575
Faridpur District Jail		1	2	4	7	7				7
Sherpur District Jail			1		1	1				1
Narayanganj District Jail	4	2	8		14	5	9			14
Narshingdi District Jail	1				1		1			1
Rajbari District Jail				2	2	2				2
Rajshahi Central Jail	15	11	14	22	62	21	21	19	1	62
Naogaon District Jail			1		1	1				1
Pabna District Jail	1	1	1	1	4	1		2	1	4
Rangpur Central Jail	12	2	10	23	47	3	23	18	3	47
Nilphamari District Jail				1	1	1				1
Chittagong Central Jail	7	1	8	6	22	1	12	7	2	22
Comilla Central Jail	16	1	8	14	39	4	22	7	6	39
Brahmanbaria District Jail	1				1					1
Chandpur District Jail	1				1	1				1
Cox'sbazar District Jail	3				3	1	2			3
Sylhet Central Jail	15		5	15	35	4	20	7	4	35
Jessore Central Jail	24	7	12	39	82	17	35	26	4	82
Khulna District Jail			1		1			1		1
Jhenidah District Jail			2		2		1	1		2
Bagerhat District Jail	6		5	6	17	2	8	5	2	17
Barisal Central Jail	14	2	13	17	46	4	18	21	3	46
Pirojpur District Jail			2		2	2				2
Total	350	72	302	480	1204	237	540	363	64	1204



DEATH SENTENCED PRISONERS BY PROFESSION & BEHAVIOUR

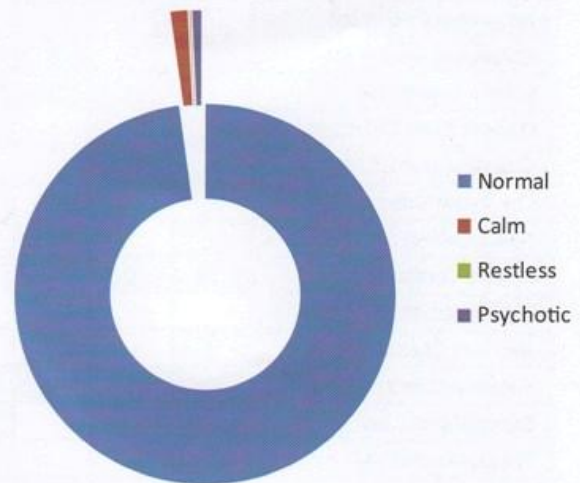


PROFESSION (DURING THE INCIDENT)

TITLE	TOTAL
Farmer	303
Labour	123
Service	219
Business	329
Other	230

BEHAVIOUR/NATURE

TITLE	TOTAL
Normal	1173
Calm	17
Restless	5
Psychotic	9



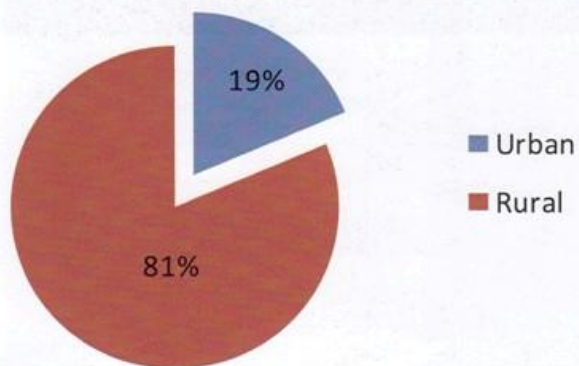


DEATH SENTENCED PRISONERS BY PROFESSION & BEHAVIOUR

Name of the Jail	Profession (during the incident)						Behaviour/Nature			
	Farmer	Labour	Service	Business	Other	Total	Normal	Calm	Restless	Psychotic
Dhaka Central Jail			2	1		3	3			
Mymensingh Central Jail	14	2		7	1	24	20	1		3
Kashimpur-1 Central Jail	13	2	25	26	13	79	78	1		
Kashimpur-2 Central Jail	11		49	30	31	121	115	3		3
Female Central Jail, Kashimpur					11	11	11			
kashimpur High Security Central Jail	116	92	115	155	97	575	565	8		2
Faridpur District Jail	3	1		3		7	7			
Sherpur District Jail			1			1	1			
Narayanganj District Jail	5	1		3	5	14	14			
Narshingdi District Jail				1		1	1			
Rajbari District Jail			2			2	2			
Rajshahi Central Jail	30	9	3	8	12	62	58	3		1
Naogaon District Jail	1					1	1			
Pabna District Jail				3	1	4				
Rangpur Central Jail	26	2	6		13	47	47			
Nilphamari District Jail			1			1	1			
Chittagong Central Jail	2		6	12	2	22	22			
Comilla Central Jail	6	4	1	11	17	39	39			
Brahmanbaria District Jail				1		1			1	
Chandpur District Jail		1				1	1			
Cox'sbazar District Jail				3		3	3			
Sylhet Central Jail			4	9	9	35	35			
Jessore Central Jail	34	5	3	33	7	82	82			
Khulna District Jail					1	1		1		
Jhenidah District Jail	2					2	2			
Bagerhat District Jail	7	2	1	6	1	17	17			
Barisal Central Jail	20	2		15	9	46	46			
Pirojpur District Jail				2		2	2	17	1	9
Total	303	123	219	329	230	1204	1173	17	1	9

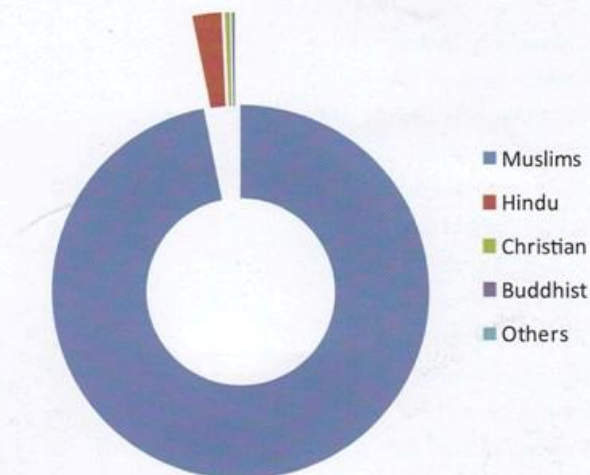


BROUGHT UP AREA & RELIGIONS STATUS OF DEATH SENTENCED PRISONERS



TITLE	TOTAL
Urban	225
Rural	979

TITLE	TOTAL
Muslims	1166
Hindu	30
Christian	5
Buddhist	2
Others	1



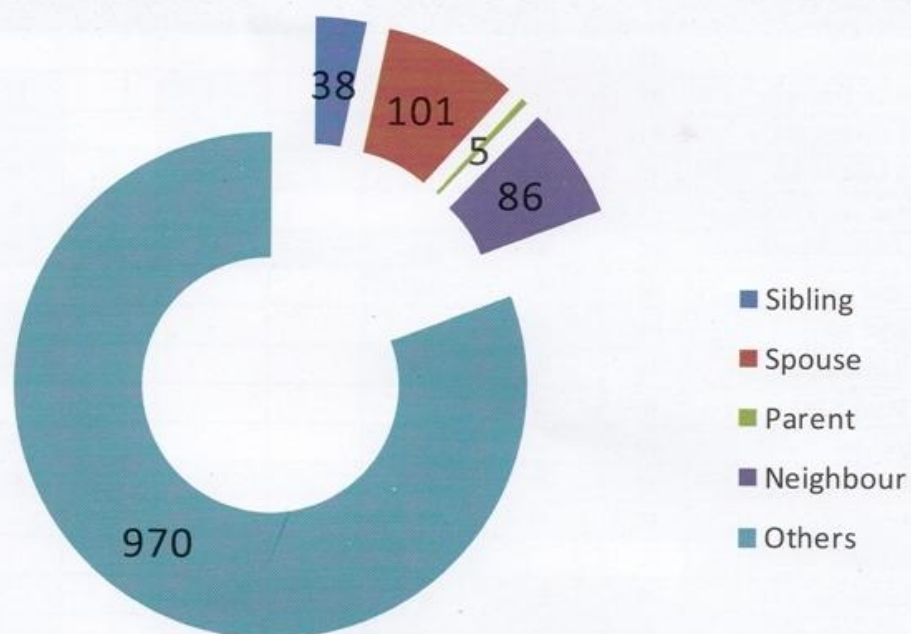


BROUGHT UP AREA & RELIGIONS STATUS OF DEATH SENTENCED PRISONERS

Name of the Jail	Brought up Area			Religious Status					
	Urban	Rural	Total	Muslim	Hindu	Christian	Buddhist	Others	Total
Dhaka Central Jail		3	3	3					3
Mymensingh Central Jail	1	23	24	24					24
Kashimpur-1 Central Jail	8	71	79	76	3				79
Kashimpur-2 Central Jail	16	105	121	120	1				121
Female Central Jail, kashimpur	6	5	11	11					11
High Security Central Jail, Kashimpur	137	438	575	561	10	3	1		575
Faridpur District Jail		7	7	7					7
Sherpur District Jail		1	1	1					1
Narayanganj District Jail	6	8	14	14					14
Narshingdi District Jail	1		1	1					1
Rajbari District Jail	2		2	1	1				2
Rajshahi Central Jail	14	48	62	60		2			62
Naogaon District Jail		1	1	1					1
Pabna District Jail		4	4	4					4
Rangpur Central Jail	4	43	47	44	3				47
Nilphamari District Jail		1	1	1					1
Chittagong Central Jail	8	14	22	20			1	1	22
Comilla Central Jail	2	37	39	36	3				39
Brahmanbaria District Jail		1	1	1					1
Chandpur District Jail		1	1	1					1
Cox'sbazar District Jail		3	3	3					3
Sylhet Central Jail	2	33	35	35					35
Jessore Central Jail	17	65	82	81	1				82
Khulna District Jail	1		1	1					1
Jhenidah District Jail		2	2	2					2
Bagerhat District Jail		17	17	12	5				17
Barisal Central Jail		46	46	43	3				46
Pirojpur District Jail		2	2	2					2
Total	225	979	1204	1166	30	5	2	1	1204



**VICTIMS' RELATIONSHIP WITH
DEATH SENTENCED PRISONERS, JUNE 2016**



RELATIONSHIP WITH VICTIM

TITLE	TOTAL
Sibling	38
Spouse	101
Parent	5
Neighbour	86
Others	970



AGE & VICTIM STATUS OF DEATH SENTENCED PRISONERS, JUNE 2016

Name of the Jail	Present Age	Age (during incident)	Victim's Age (during incident)	Relation with Victim				
	Year	Year	Year	Sibling	Spouse	Parent	Neighbour	Others
Dhaka Central Jail	49	41						3
Mymensingh Central Jail	39	31	27		4		12	8
Kashimpur-1 Central Jail	41	27	25	4	6		3	66
Kashimpur-2 Central Jail	42	32	27	1	7		4	108
Female Central Jail, kashimpur	43	32			4	1	3	3
High Security Central Jail, kashimpur	40	30	31	16	41	2	30	486
Faridpur District Jail	40	39	50					7
Sherpur District Jail	41	40					1	
Narayanganj District Jail	36	35	33				6	8
Narshingdi District Jail	40	27						1
Rajbari District Jail	42	32	13				1	
Rajshahi Central Jail	39	29	30	5	15	1	13	27
Naogaon District Jail	39	39	1					1
Pabna District Jail			20					4
Rangpur Central Jail	40	36	27	3	9		3	32
Nilphamari District Jail	36	36	26				1	
Chittagong Central Jail	41	32	41	1	2		2	17
Comilla Central Jail	42	30	17	2			5	32
Brahmanbaria District Jail	41	39	25					1
Chandpur District Jail	50	41	25					1
Cox'sbazar District Jail	30	34						3
Sylhet Central Jail	41	31	25	4	1			29
Jessore Central Jail	37	28	32					82
Khulna District Jail	43	34						1
Jhenidah District Jail	54	47	23				2	
Bagerhat District Jail	44	37	44					17
Barisal Central Jail	39	28	33	2	12	1		31
Pirojpur District Jail	24	23						2
Total	-	-	-	38	101	5	86	970

A decorative border in blue ink surrounds the central text. It consists of a thin rectangular line with ornate floral and scrollwork flourishes at the top, bottom, and side centers. The side flourishes are particularly detailed, featuring small flowers and swirling vines.

CHAPTER

5

LIFE SENTENCED PRISONERS

230
YEARS

OF CORRECTIONAL
SERVICE

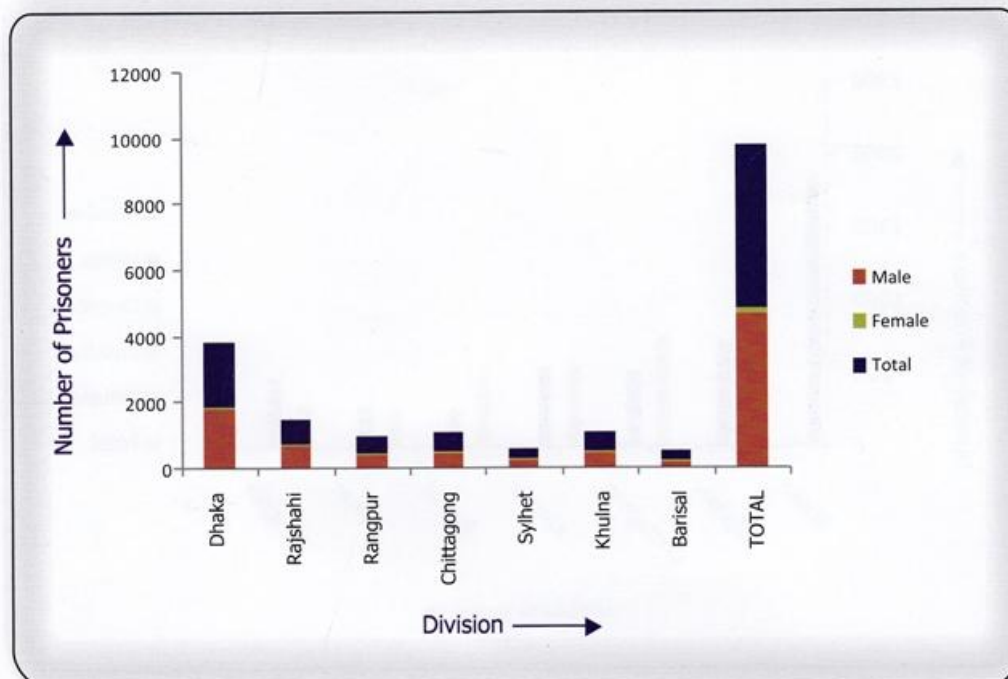
BDJ
BANGLADESH JAIL



KEEP SAFE AND SHOW THE PATH OF LIGHT



LIFE SENTENCED PRISONERS BY DIVISION, JUNE 2016

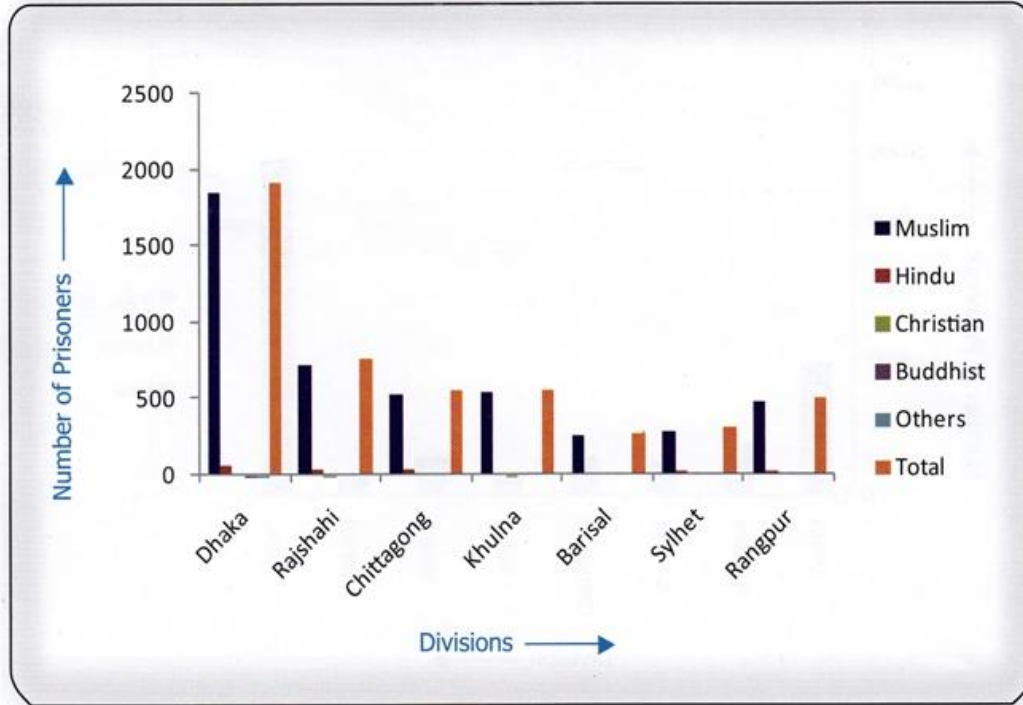


LIFE SENTENCED PRISONERS BY DIVISION

SL. NO	DIVISION	MALE	FEMALE	TOTAL
1	Dhaka	1851	72	1923
2	Rajshahi	727	34	761
3	Rangpur	483	27	510
4	Chittagong	548	15	563
5	Sylhet	310	7	317
6	Khulna	521	39	560
7	Barisal	559	12	571
	TOTAL	4999	206	5205



LIFE SENTENCED PRISONERS BY RELIGIOUS GROUP, JUNE 2016

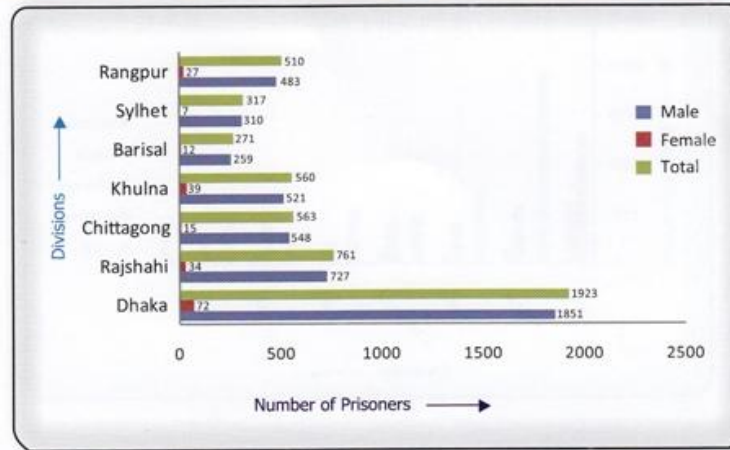


LIFE SENTENCED PRISONERS BY RELIGIOUS GROUP, JUNE 2016

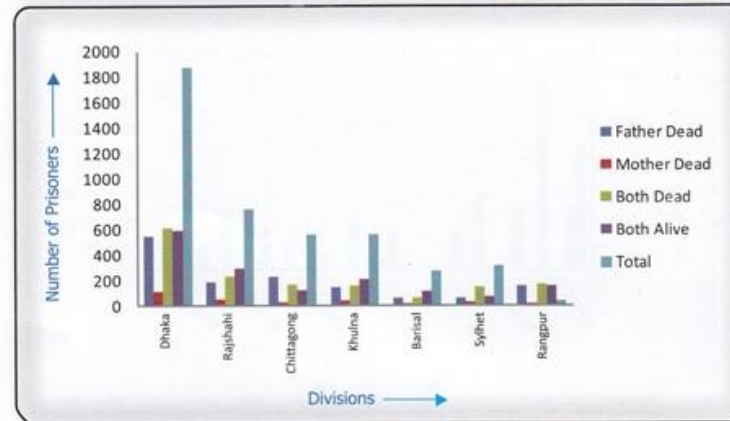
DIVISION	RELIGION					TOTAL
	MUSLIM	HINDU	CHRISTIAN	BUDDHIST	OTHERS	
Dhaka	1847	57	15	2	2	1923
Rajshahi	729	30	2	0	0	761
Chittagong	530	33	0	0	0	563
Khulna	549	10	1	0	0	560
Barisal	258	13	0	0	0	272
Sylhet	290	27	0	0	0	317
Rangpur	483	24	0	0	0	507



LIFE SENTENCED PRISONERS BY GENDER DISTRIBUTION



PARENTS' STATUS



GENDER DISTRIBUTION

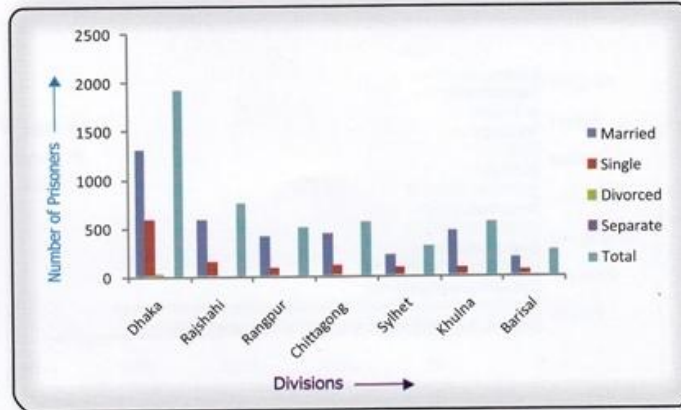
DIVISION	GENDER		
	MALE	FEMALE	TOTAL
Dhaka	1851	72	1923
Rajshahi	727	34	761
Chittagong	548	15	563
Khulna	521	39	560
Barisal	259	12	271
Sylhet	310	7	317
Rangpur	483	27	510

PARENTS' STATUS

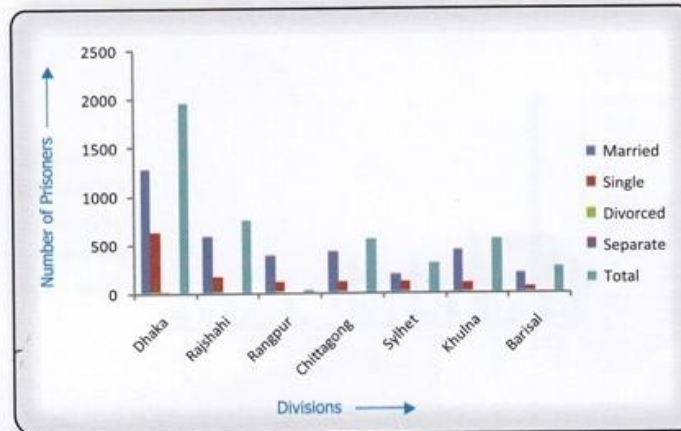
STATUS OF PARENTS				
Father Dead	Mother Dead	Both Dead	Both alive	TOTAL
554	119	613	592	1878
187	50	228	296	761
232	30	172	129	563
145	39	163	213	560
68	19	66	118	271
66	32	145	74	317
160	20	173	157	42



LIFE SENTENCED PRISONERS : MARITAL STATUS (CURRENT)



LIFE SENTENCED PRISONERS : MARITAL STATUS (DURING THE INCIDENT)

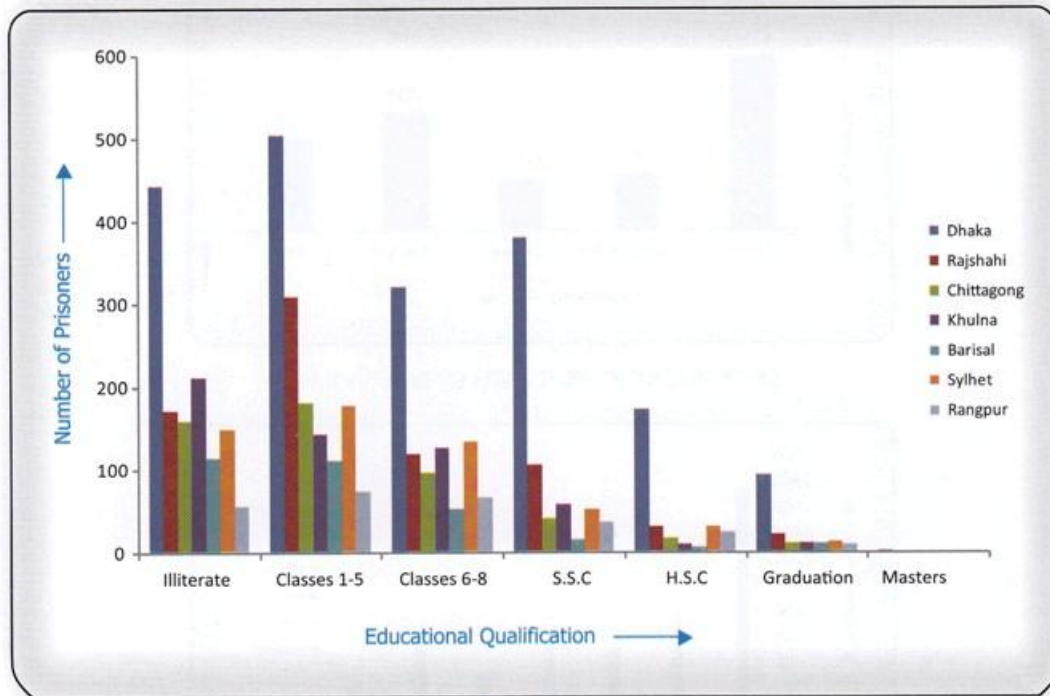


MARITAL STATUS OF LIFE SENTENCED PRISONERS

Division	Marital Status (Current)					Marital Status (during the incident)				
	Married	Single	Divorced	Separate	Total	Married	Single	Divorced	Separate	Total
Dhaka	1305	587	27	4	1923	1277	630	16	0	1923
Rajshahi	591	162	7	1	761	591	167	2	1	761
Rangpur	413	93	3	1	510	392	116	1	1	510
Chittagong	449	114	0	0	563	433	123	5	2	563
Sylhet	222	88	7	0	317	202	115	0	0	317
Khulna	467	93	0	0	560	448	109	1	2	560
Barisal	199	71	1	0	271	206	64	1	0	271



EDUCATIONAL QUALIFICATION OF LIFE SENTENCED PRISONERS



EDUCATIONAL QUALIFICATION OF LIFE SENTENCED PRISONERS

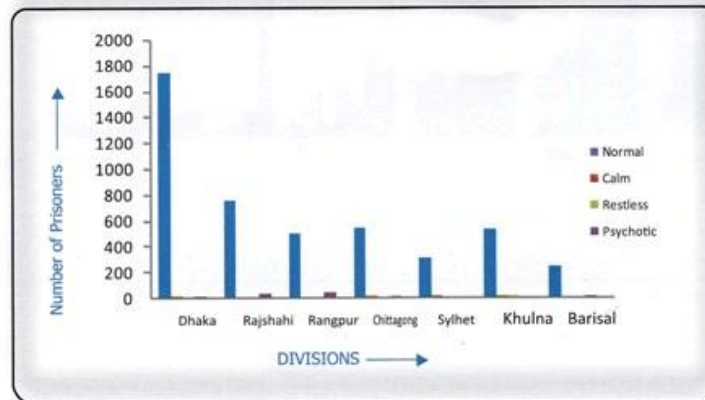
Division	EDUCATIONAL QUALIFICATION							Total
	Illiterate	Classes 1-5	Classes 6-8	S.S.C	H.S.C	Graduation	Masters	
Dhaka	444	505	321	381	173	94	3	1921
Rajshahi	172	309	119	106	32	23		761
Rangpur	160	181	97	42	18	11	1	510
Chittagong	212	143	127	58	11	12		563
Sylhet	115	112	54	17	7	12		317
Khulna	149	178	135	52	31	13	2	560
Barisal	56	74	67	37	26	11		271



LIFE SENTENCED PRISONERS BY PROFESSION, JUNE 2016



LIFE SENTENCED PRISONERS BY BEHAVIOUR

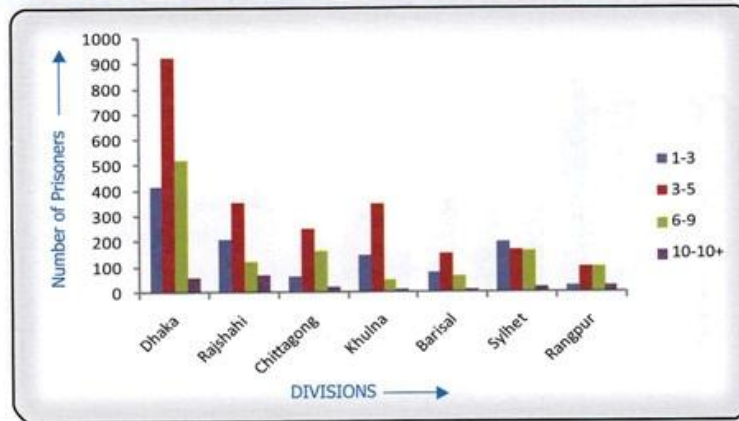


LIFE SENTENCED PRISONERS BY BEHAVIOUR

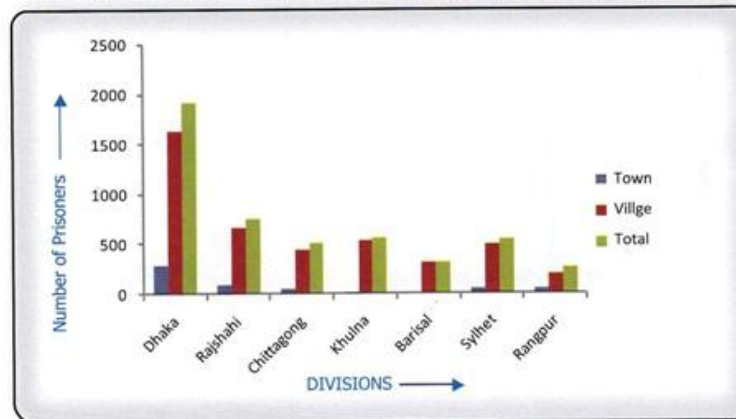
Division	Profession (during the incident)					Total	Behaviour/Nature			
	Farming	Unskilled Worker	Service	Business	Other		Normal	Calm	Restless	Psychotic
Dhaka	499	146	374	518	441	1978	1750	21		7
Rajshahi	326	86	39	208	102	761	761			0
Rangpur	318	80	21	70	21	510	510			0
Chittagong	122	192	17	97	135	563	555	2		6
Sylhet	188	39	10	54	26	317	316	1		0
Khulna	205	18	21	165	153	562	540	18	3	0
Barisal	92	21	31	75	35	254	253			0



LIFE SENTENCED PRISONERS BY NUMBER OF SIBLINGS, JUNE 2016



LIFE SENTENCED PRISONERS BY BROUGHT UP AREA, JUNE 2016

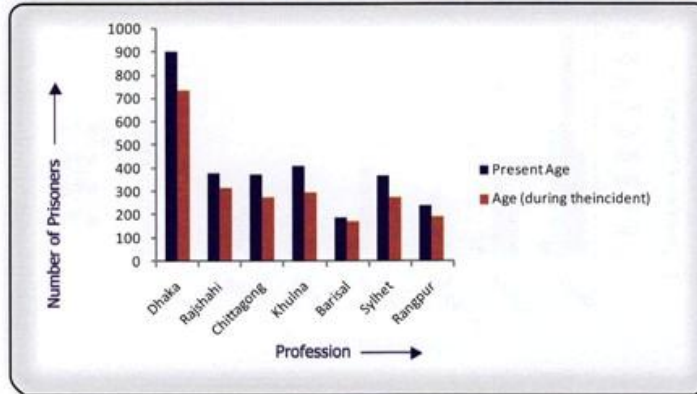


LIFE SENTENCED PRISONERS BY NUMBER OF SIBLINGS AND BROUGHT UP AREA, JUNE 2016

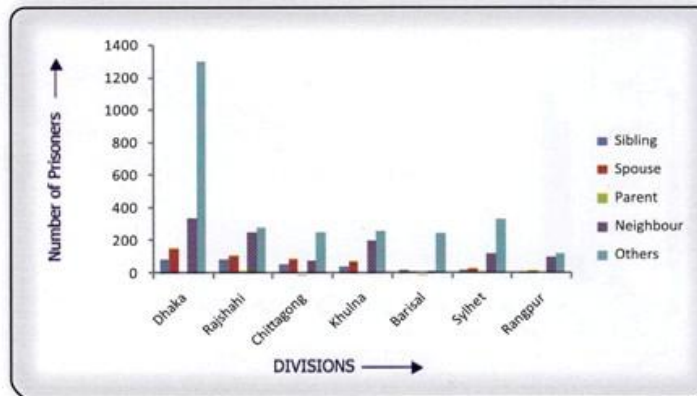
Division	Number of Brother & Sisters				Brought up Area			
	1-3	3-5	6-9	10-10+	Total	Town	Village	Total
Dhaka	419	921	521	62	1923	292	1631	1923
Rajshahi	211	356	123	71	761	97	664	761
Rangpur	66	254	164	26	510	59	451	510
Chittagong	148	349	53	13	563	28	535	563
Sylhet	81	153	69	14	317		317	317
Khulna	199	169	166	26	560	60	500	560
Barisal	33	102	104	32	271	69	202	271



LIFE SENTENCED PRISONERS BY AGE (DURING INCIDENT), JUNE 2016



LIFE SENTENCED PRISONERS BY RELATION WITH VICTIM, JUNE 2016



LIFE SENTENCED PRISONERS BY AGE & RELATION WITH VICTIM, JUNE 2016

Division	Present Age	Age (during incident)	Relation with Victim				
	Year	Year	Sibling	Spouse	Parent	Neighbour	Others
Dhaka	902	738	96	161	11	347	1306
Rajshahi	380	319	95	114	21	258	291
Rangpur	375	276	65	97	4	89	259
Chittagong	412	300	47	78		209	264
Sylhet	192	176	30	14	1	20	254
Khulna	373	277	30	34	15	130	338
Barisal	241	196	18	21	0	105	127



CHAPTER


6

**MENTALLY CHALLENGED (MC) PRISONERS
AND ADDICTED PRISONERS**

230
YEARS

OF CORRECTIONAL
SERVICE

BDJ
BANGLADESH JAIL



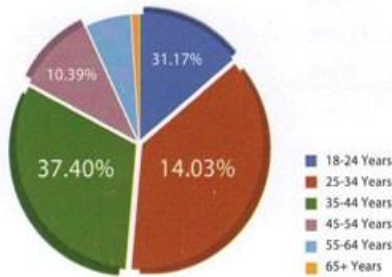
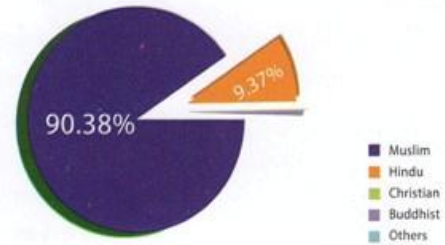
KEEP SAFE AND SHOW THE PATH OF LIGHT



STATISTICS OF MENTALLY CHALLENGED (MC) PRISONERS, JUNE 2016

MENTALLY CHALLENGED PRISONERS BY RELIGIOUS GROUP

Religion	Number	% of MC prison population	% of Total Prison Population
Muslim	348	90.38%	0.47%
Hindu	36	9.37%	0.05%
Christian	0	0%	0%
Buddhist	1	0.25%	0.01%
Others	0	0%	0%
TOTAL	385	100%	0.53%

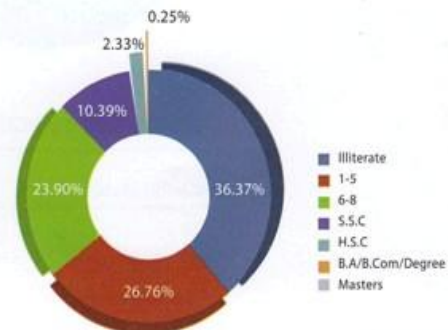


MENTALLY CHALLENGED PRISONERS BY AGE GROUP

Age	Number	% of MC prison population
18-24 Years	54	14.03%
25-34 Years	144	37.40%
35-44 Years	120	31.17%
45-54 Years	40	10.39%
55-64 Years	23	5.97%
65+ Years	4	1.04%
TOTAL	385	100%

MENTALLY CHALLENGED PRISONERS BY LITERACY GROUP

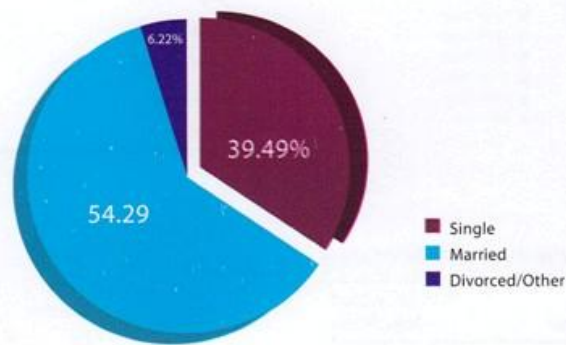
Literacy Level	Number	% of MC prison population
Illiterate	140	36.37%
Clasess 1-5	103	26.76%
Clasess 6-8	92	23.90%
S.S.C	40	10.39%
H.S.C	9	2.33%
B.A/B.Com/Degree	1	0.25%
Masters	0	0%
TOTAL	385	100%





MENTALLY CHALLENGED (MC) PRISONERS BY LENGTH OF STAY

Length of Stay	Number	% of MC prison population
Under 1 Month	26	6.76%
1 Month to 3 Months	29	7.53%
3 Months to 6 Months	30	7.80%
6 Months to 1 Year	29	7.53%
1 Year to 2 Years	27	7.01%
2 Years to 3 Years	28	7.27%
3 Years to 4 Years	26	6.76%
4 Years to 5 Years	24	6.23%
5 Years to 10 Years	27	7.01%
10 Years to 15 Years	10	2.6%
15 Years to 20 Years	21	5.45%
21 Years to 30 Years	63	16.36%
30+ Years	45	11.69%
Total	385	100%



MENTALLY CHALLENGED PRISONERS BY MARITAL STATUS

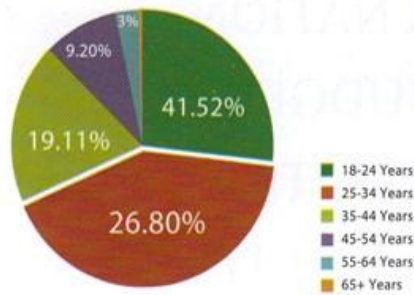
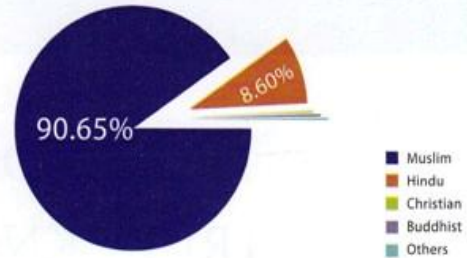
Marital Status	Number	% of MC prison population
Single	152	39.49%
Married	209	54.29%
Divorced/Other	24	6.22%
TOTAL	385	100%



ADDICTED PRISONERS BY RELIGIOUS GROUP, JUNE 2016

ADDICTED PRISONERS BY RELIGIOUS GROUP

Religion	Number	% of Ad. prison population	% of Total Prison Population
Muslim	6950	90.65%	9.49%
Hindu	659	8.60%	0.90%
Christian	16	0.21%	0.02%
Buddhist	24	0.31%	0.03%
Others	18	0.23%	0.02%
Total	7667	100%	10.46%

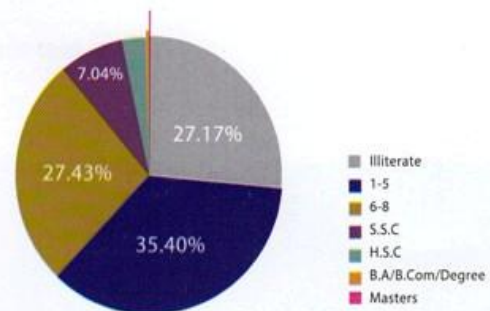



ADDICTED PRISONERS BY AGE GROUP

Age	Number	% of Addicted prison population
18-24 Years	2055	26.80%
25-34 Years	3183	41.52%
35-44 Years	1465	19.11%
45-54 Years	705	9.20%
55-64 Years	230	3.00%
65+ Years	29	0.38%
Total	7667	100%

ADDICTED PRISONERS BY LITERACY


Literacy Level	Number	% of Addicted prison population
Illiterate	2083	27.17%
1-5	2714	35.40%
6-8	2103	27.43%
S.S.C	540	7.04%
H.S.C	201	2.63%
B.A/B.Com/Degree	23	0.30%
Masters	03	0.03%
Total	7667	100%





IT IS SAID THAT NO ONE
TRULY KNOWS A NATION
UNTIL ONE HAS BEEN
INSIDE ITS JAILS. A NATION
SHOULD NOT BE JUDGED
BY HOW IT TREATS ITS
HIGHEST CITIZENS, BUT ITS
LOWEST ONES.

Nelson Mandela



A decorative border in a light green color frames the central text. It consists of a thin rectangular line with ornate floral and scrollwork designs at the top, bottom, left, and right midpoints.


CHAPTER

7

SAFETY, DISEASES AND TREATMENT

230 YEARS
OF CORRECTIONAL
SERVICE

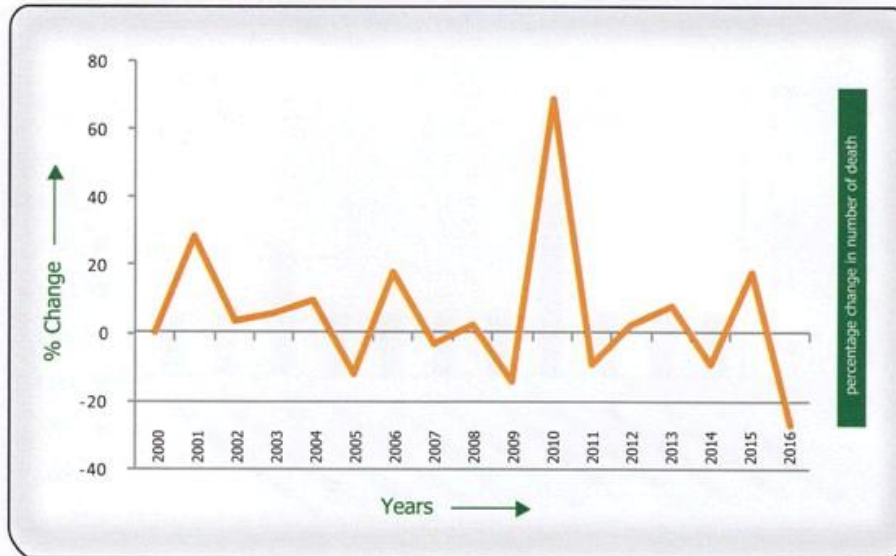
BDJ
BANGLADESH JAIL



KEEP SAFE AND SHOW THE PATH OF LIGHT



% CHANGE IN NATURAL DEATH OF PRISONERS : 2000-2016

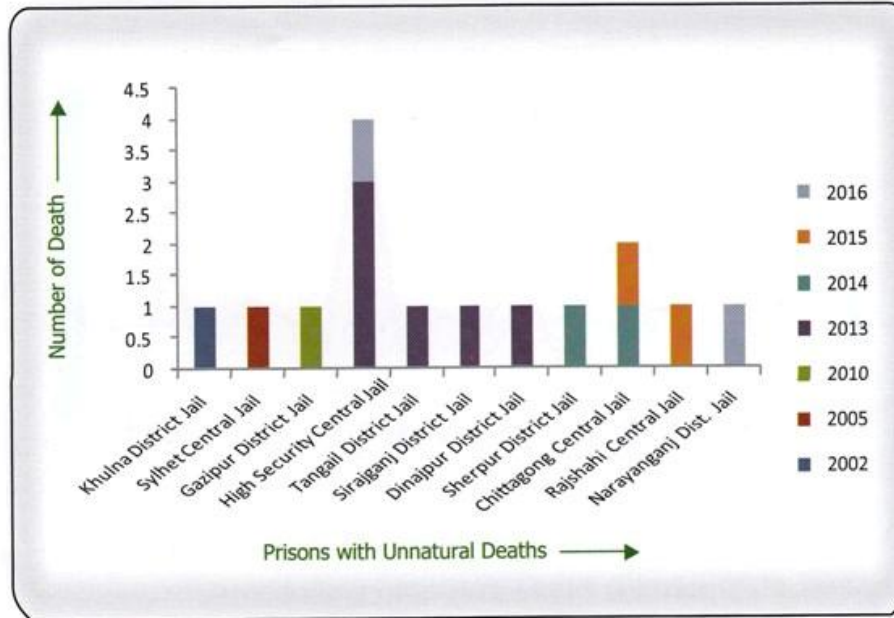


NATURAL DEATH STATISTICS, 2000-2016

YEAR	MALE	FEMALE	TOTAL	% INCREASE/DECREASE
2000	94	1	95	----
2001	121	1	122	28.40
2002	125	1	126	3.28
2003	132	1	133	5.56
2004	144	2	146	9.77
2005	128	1	129	-11.64
2006	150	2	152	17.83
2007	143	4	147	-3.29
2008	149	2	151	2.72
2009	129	1	130	-13.91
2010	216	3	219	68.46
2011	192	7	199	-9.13
2012	203	1	204	2.51
2013	217	3	220	7.84
2014	193	7	200	-9.09
2015	230	6	236	18.00
2016	167	6	173	-26.70



UNNATURAL DEATH OF PRISONERS : 2000-2016



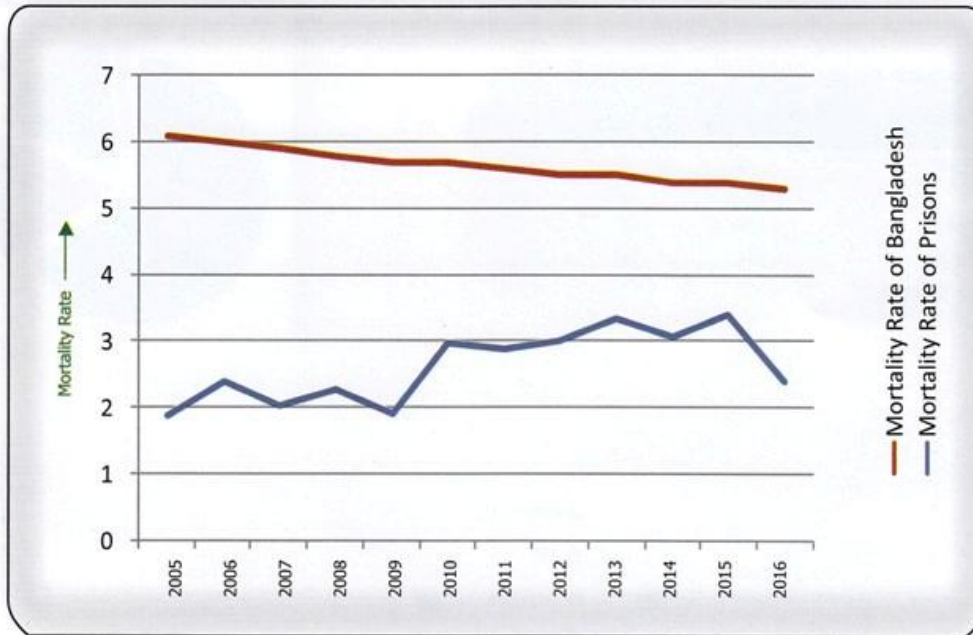
UNNATURAL DEATH OF PRISONERS : 2002-2016

NAME OF THE JAIL	YEAR							
	2002	2005	2010	2013	2014	2015	2016	
Khulna District Jail	01*	--	--	--	--	--	--	= 01
Sylhet Central Jail	--	01	--	--	--	--	--	= 01
Gazipur District Jail	--	--	01	--	--	--	--	= 01
High Security Central Jail, Kashimpur	--	--	--	03	--	--	01	= 04
Tangail District Jail	--	--	--	01	--	--	--	= 01
Sirajganj District Jail	--	--	--	01	--	--	--	= 01
Dinajpur District Jail	--	--	--	01	--	--	--	= 01
Sherpur District Jail	--	--	--	--	01	--	--	= 01
Chittagong Central Jail	--	--	--	--	01	01	--	= 02
Rajshahi Central Jail	--	--	--	--	--	01	--	= 01
Narayanganj District Jail	--	--	--	--	--	--	01	= 01
TOTAL	01	01	01	06	02	02	02	= 15

* Death of Female Prisoner (the only occurrence of female unnatural death during 2002-2016)



COMPARISON OF YEARLY MORTALITY RATE OF PRISONS WITH NATIONAL AVERAGE, 2005-2016



YEARLY MORTALITY RATE COMPARISON

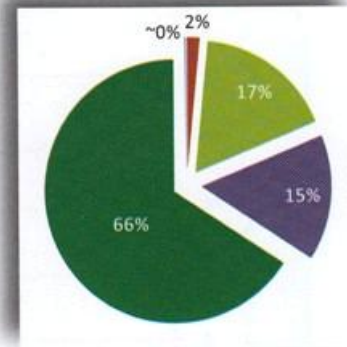
Years	% of Natural Death in Prison	% of Mortality Rate in Bangladesh
2005	1.9 %	6.1%
2006	2.41 %	6%
2007	2.05 %	5.9%
2008	2.28 %	5.8%
2009	1.92 %	5.7%
2010	2.99 %	5.7%
2011	2.91 %	5.6%
2012	3.02 %	5.5%
2013	3.37 %	5.5%
2014	3.1 %	5.4%
2015	3.42 %	5.4%
2016	2.43 %	5.3%



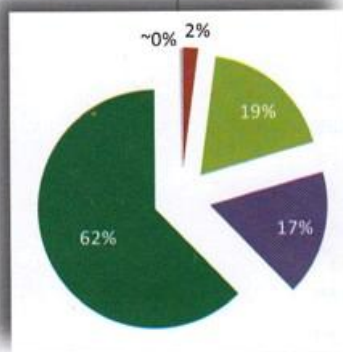
DISEASE PREVALENCE IN PRISONS, 2015-2016

DISEASE PREVALENCE IN PRISONS, 2016

DISEASES NAME	MALE	FEMALE	TOTAL
HIV Aids	2	0	2
TB	107	8	115
Asthma	1179	96	1275
Diabetes	1054	96	1150
Drug Related	4505	91	4596



- HIV Aids
- TB
- Asthma
- Diabetes
- Drug Related

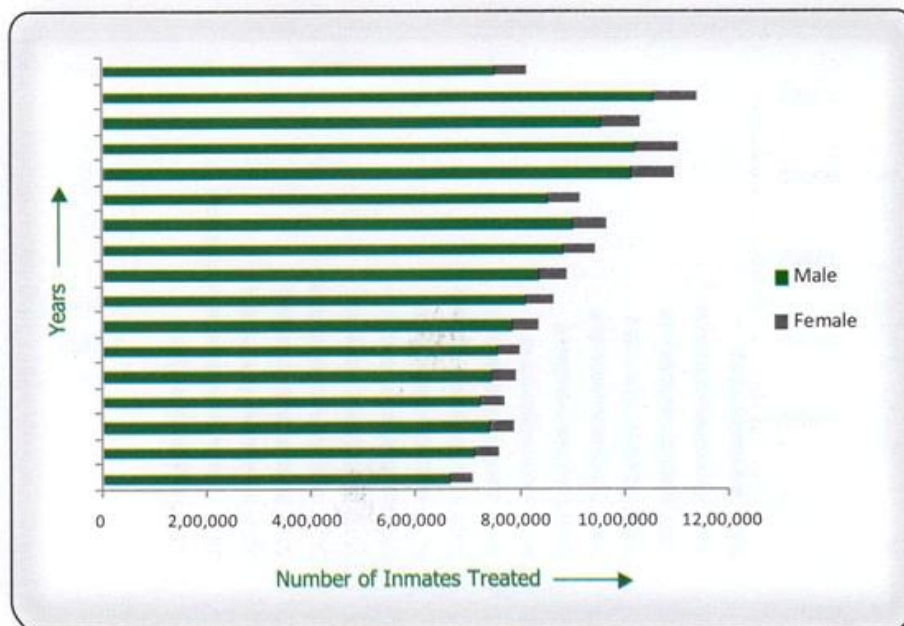


DISEASE PREVALENCE IN PRISONS, 2015

DISEASES NAME	MALE	FEMALE	TOTAL
HIV Aids	3	2	5
TB	114	10	124
Asthma	1005	97	1102
Diabetes	927	99	1026
Drug Related	3395	114	3509



INMATES TREATED IN PRISON HOSPITALS, 2000-2016

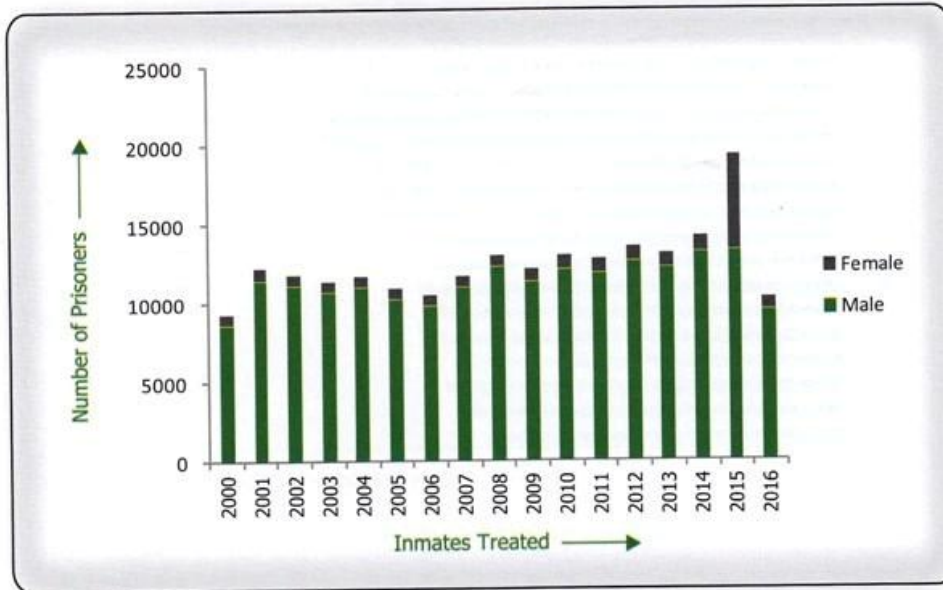


INMATES TREATED IN PRISON HOSPITALS, 2000-2016

YEAR	MALE	FEMALE	TOTAL
2000	662925	43387	706312
2001	710995	47322	758317
2002	738150	50310	788460
2003	721247	48356	769603
2004	742936	47799	790735
2005	752393	46144	798537
2006	784627	47841	832468
2007	808741	54902	863643
2008	833389	55052	888441
2009	882158	59251	941409
2010	900444	63717	964161
2011	853477	61808	915285
2012	1013278	80595	1093873
2013	1017335	84204	1101539
2014	953091	74720	1027811
2015	1056732	82700	1139432
2016	751308	60726	812034



INMATES TREATED IN OUTSIDE HOSPITALS, 2000-2016

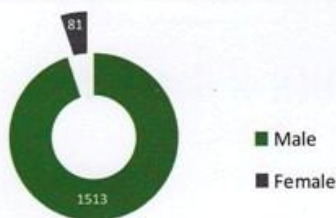
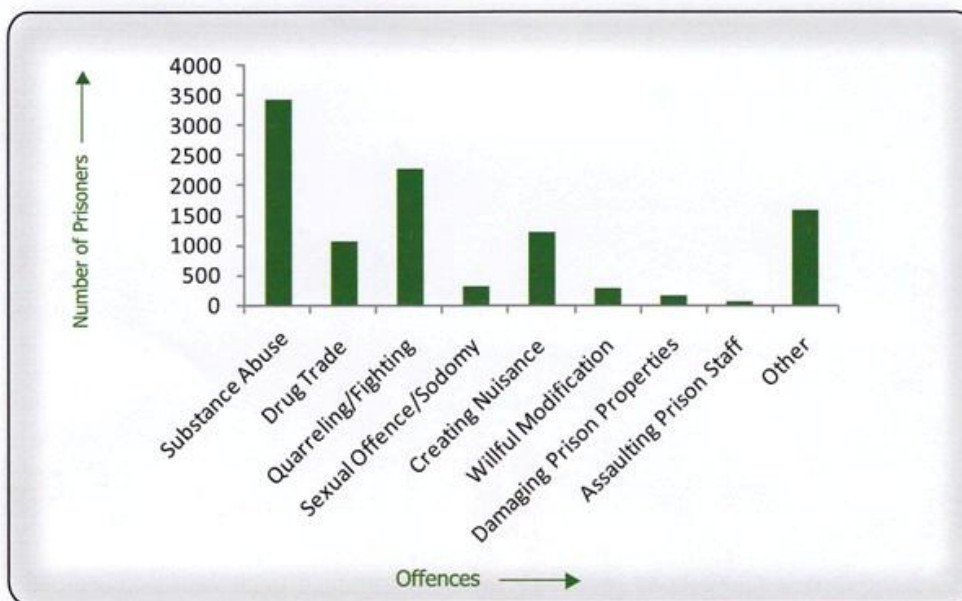


INMATES TREATED IN OUTSIDE HOSPITALS, 2000-2016

YEAR	MALE	FEMALE	TOTAL
2000	8688	617	9305
2001	11536	707	12243
2002	11216	641	11857
2003	10800	651	11451
2004	11066	642	11708
2005	10335	625	10960
2006	9945	622	10567
2007	11128	664	11792
2008	12355	703	13058
2009	11425	760	12185
2010	12221	809	13030
2011	11938	909	12847
2012	12746	847	13593
2013	12300	823	13123
2014	13261	981	14242
2015	13419	5966	19385
2016	9585	758	10343



STATISTICS OF PRISON OFFENCES



STATISTICS OF PRISON OFFENCES

NAME OF CRIME	MALE	FEMALE	TOTAL
Substance Abuse/Drug Carrying	3381	60	3441
Drug Trade	1036	31	1067
Quarreling/Fighting	2150	143	2293
Sexual Offence / Sodomy	309	0	309
Creating Nuisance	1182	32	1214
Willful modification of History Ticket / PC Card	284	5	289
Damaging Prison Properties	154	5	159
Assaulting Prison Staff	62	1	63
Other	1513	81	1594



CHAPTER

8

Prison Population of Bangladesh, 2005-2016

230
YEARS

OF CORRECTIONAL
SERVICE

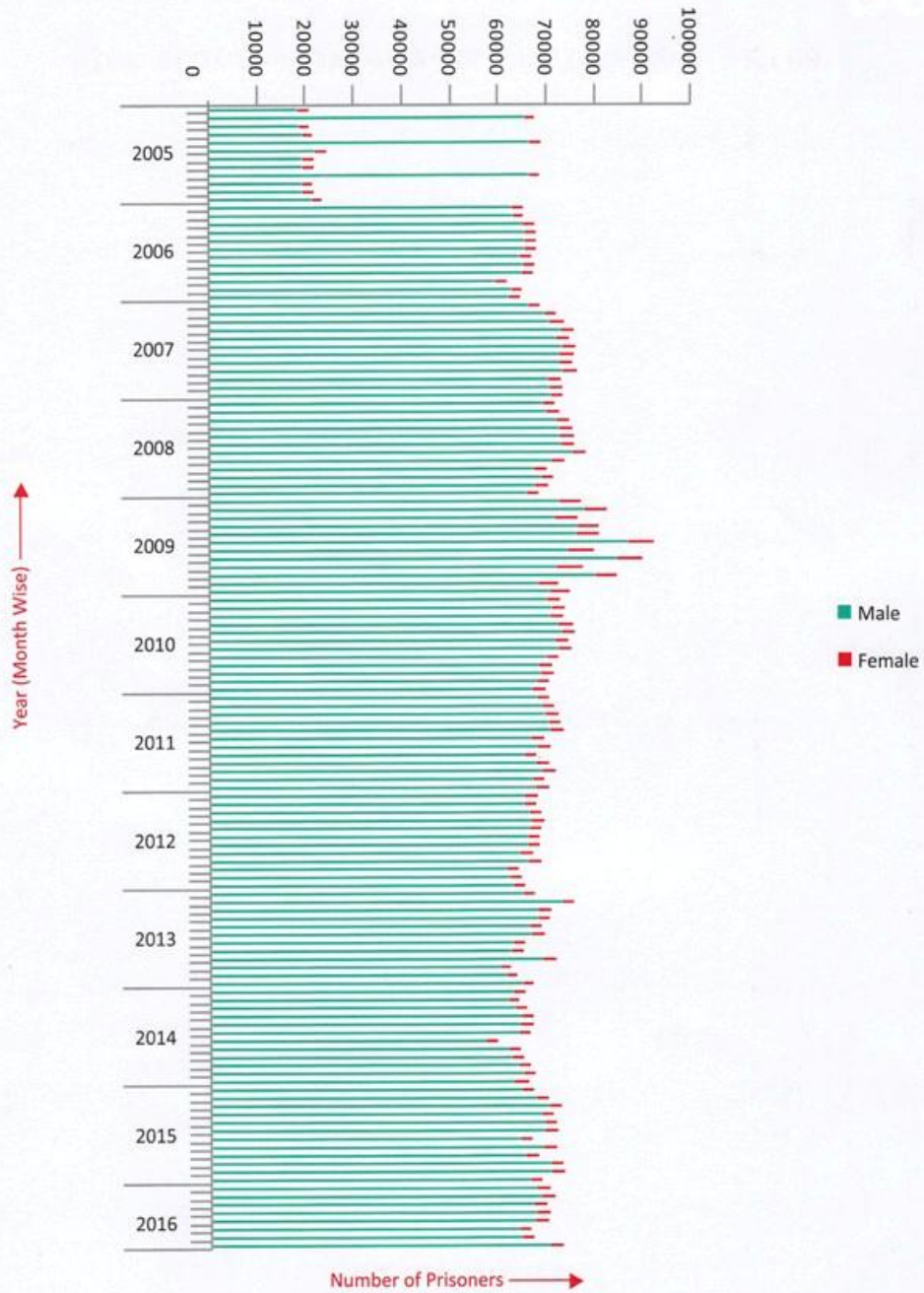
BDJ
BANGLADESH JAIL



KEEP SAFE AND SHOW THE PATH OF LIGHT



PRISON POPULATION OF BANGLADESH, 2005-2016





PRISON POPULATION OF BANGLADESH, 2005-2016

YEAR	MONTH	NUMBER OF UNDER TRIAL PRISONERS			NUMBER OF CONVICTED PRISONERS		
		MALE	FEMALE	TOTAL	MALE	FEMALE	TOTAL
2005	January	43870	1487	45357	19602	977	20579
	February	44770	1563	46333	19843	542	20385
	March	46500	1609	48109	19908	559	20467
	April	46166	1639	47805	20610	582	21192
	May	45607	1655	47262	20268	651	20919
	June	42894	1681	44575	23193	600	23793
	July	44513	1638	46151	20869	607	21476
	August	44615	1666	46281	20701	579	21280
	September	44995	1695	46690	20519	575	21094
	October	43677	1600	45277	20675	577	21252
	November	43856	1637	45493	20755	596	21351
	December	44183	1631	45814	21467	572	22039

2006	January	40429	1569	41998	21072	684	21756
	February	40470	1571	42041	21237	634	21871
	March	44876	1626	46502	19798	628	20426
	April	44313	1606	45919	19825	625	20450
	May	44512	1663	46175	19725	619	20344
	June	44338	1688	46026	19691	638	20329
	July	43255	1779	45034	19855	630	20485
	August	43753	2186	45939	19922	616	20538
	September	43727	1796	45523	19772	626	20398
	October	40223	1638	41861	17753	641	18394
	November	41649	1575	43224	19575	611	20186
	December	41373	1505	42878	19419	654	20073



YEAR	MONTH	NUMBER OF UNDER TRIAL PRISONERS			NUMBER OF CONVICTED PRISONERS		
		MALE	FEMALE	TOTAL	MALE	FEMALE	TOTAL
2007	January	44811	1681	46492	19806	674	20480
	February	47487	1768	49255	20238	738	20976
	March	49108	2210	51318	20134	755	20889
	April	50604	2035	52639	20684	854	21538
	May	49158	2025	51183	21033	760	21793
	June	50475	1963	52438	20978	742	21720
	July	49835	2078	51913	21304	728	22032
	August	49971	1977	51948	21032	790	21822
	September	50625	2017	52642	21290	736	22026
	October	48533	1925	50458	20024	719	20743
	November	47940	1899	49839	21016	722	21738
	December	48232	1842	50074	20855	756	21611

2008	January	46309	1815	48124	20749	722	21471
	February	47008	1934	48942	20613	709	21322
	March	49431	1954	51385	20403	709	21112
	April	49746	2017	51763	20507	728	21235
	May	50077	2173	52250	20374	720	21094
	June	50378	2058	52436	20343	707	21050
	July	50022	2082	52104	23166	719	23885
	August	48953	2016	50969	19920	734	20654
	September	45465	1828	47293	19440	707	20147
	October	47257	1853	49110	19600	707	20307
	November	45824	1887	47711	19496	819	20315
	December	44707	1691	46398	19030	765	19795



Prison Population of Bangladesh, 2005-2016

YEAR	MONTH	NUMBER OF UNDER TRIAL PRISONERS			NUMBER OF CONVICTED PRISONERS		
		MALE	FEMALE	TOTAL	MALE	FEMALE	TOTAL
2009	January	47830	3848	51678	22725	749	23474
	February	47730	3848	51578	22433	724	23157
	March	47451	3815	51266	22614	802	23416
	April	51591	3753	55344	22638	769	23407
	May	51014	3819	54833	22803	771	23574
	June	62247	4353	66600	22546	763	23309
	July	49878	4402	54280	22418	801	23219
	August	50100	4440	54540	32269	792	33061
	September	48240	4337	52577	21958	785	22743
	October	50314	3536	53850	27444	837	28281
	November	45597	3332	48929	20759	720	21479
	December	48538	3315	51853	20602	737	21339

2010	January	50149	1900	52049	17896	716	18612
	February	50715	1930	52645	17845	694	18539
	March	50794	1979	52773	17772	717	18489
	April	52781	2096	54877	17526	696	18222
	May	53370	2095	55465	17505	748	18253
	June	52362	1903	54265	17171	754	17925
	July	52926	1961	54887	17238	709	17947
	August	51159	1872	53031	16483	732	17215
	September	50372	1800	52172	16062	702	16764
	October	50357	1851	52208	16310	737	17047
	November	49485	1760	51245	16274	730	17004
	December	49213	1728	50941	15898	689	16587




YEAR	MONTH	NUMBER OF UNDER TRIAL PRISONERS			NUMBER OF CONVICTED PRISONERS		
		MALE	FEMALE	TOTAL	MALE	FEMALE	TOTAL
2011	January	48816	1700	50516	17019	825	17844
	February	48427	1710	50137	18312	827	19139
	March	48413	1750	50163	19303	826	20129
	April	48498	1747	50245	19749	870	20619
	May	48103	1795	49898	20526	900	21426
	June	44871	1692	46563	20028	928	20956
	July	45033	1792	46825	20921	906	21827
	August	43009	1651	44660	20461	864	21325
	September	45098	1818	46916	20526	846	21372
	October	46469	1838	48307	20551	864	21415
	November	44599	1759	46358	20355	717	21072
	December	45522	1691	47213	20270	722	20992

2012	January	47103	2621	49724	18532	1500	20032
	February	46999	2646	49645	18605	1345	19950
	March	47048	2520	49568	19005	1647	20652
	April	48122	2766	50888	19049	1446	20495
	May	47111	1728	48839	19511	1372	20883
	June	47495	2924	50419	18973	1291	20264
	July	47041	2835	49876	19364	1308	20672
	August	45573	2817	48390	19333	1267	20600
	September	47450	2753	50203	19145	1294	20439
	October	42581	2536	45117	19441	1219	20660
	November	43372	2612	45984	19123	1375	20498
	December	44782	2782	47564	18590	1210	19800




YEAR	MONTH	NUMBER OF UNDER TRIAL PRISONERS			NUMBER OF CONVICTED PRISONERS		
		MALE	FEMALE	TOTAL	MALE	FEMALE	TOTAL
2013	January	50897	1526	52423	17019	737	19642
	February	45433	1648	47081	18312	710	19693
	March	47488	1696	49184	19303	683	19196
	April	48115	1679	49794	19749	668	18578
	May	45897	1700	47597	20526	686	18871
	June	46692	2025	48717	20028	690	18734
	July	43380	1751	45131	20921	683	18222
	August	43055	1731	44786	20461	699	18056
	September	48861	1905	50766	20526	704	18783
	October	40414	1566	41980	20551	631	18227
	November	39869	1500	41369	20355	621	18102
	December	42951	1675	44626	20270	610	20537

2014	January	43062	1632	44694	18044	668	18712
	February	41771	1490	43261	18126	667	18793
	March	43281	1682	44963	17947	710	18657
	April	44239	1658	45897	18392	702	19094
	May	44101	1891	45992	18452	731	19183
	June	43557	1757	45314	18496	726	19222
	July	38173	1427	39600	17544	672	18216
	August	41514	1667	43181	18713	669	19382
	September	41077	1731	42808	19243	663	19906
	October	42806	1737	44543	19295	667	19962
	November	43849	1780	45629	19170	666	19836
	December	42796	2306	45102	18570	645	19215



**THE HARDEST
PRISON TO
ESCAPE IS
IN YOUR MIND**





CHAPTER


9

FOREIGN PRISONERS

230
YEARS

OF CORRECTIONAL
SERVICE

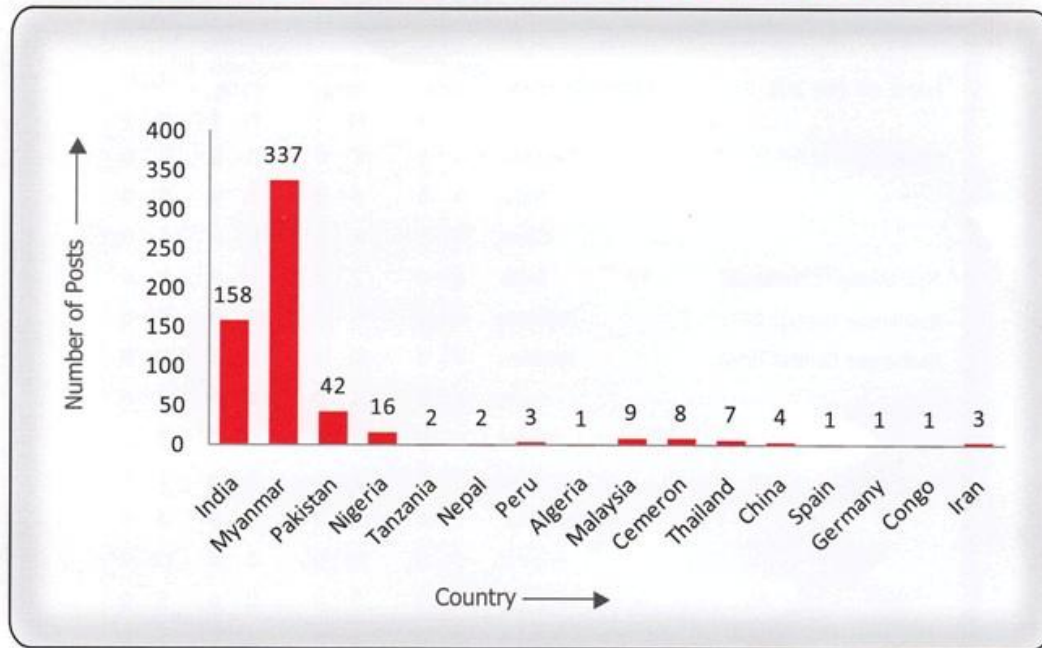
BDJ
BANGLADESH JAIL



KEEP SAFE AND SHOW THE PATH OF LIGHT



DISTRIBUTION OF FOREIGN PRISONERS, OCTOBER 2016



COUNTRY NAME	TOTAL
India	158
Myanmar	337
Pakistan	42
Nigeria	16
Tanzania	2
Nepal	2
Peru	3
Algeria	1
Malaysia	9
Cameron	8
Thailand	7
China	4
Spain	1
Germany	1
Congo	1
Iran	3



FOREIGN PRISONERS IN DHAKA DIVISION PRISONS, OCTOBER 2016

NAME OF THE JAIL	COUNTRY NAME	CONVICTED TOTAL		UNDER TRIAL TOTAL		RELEASED PRISONERS TOTAL		TOTAL	
		M	F	M	F	M	F	M	F
Dhaka Central Jail	Pakistan	0	0	2	0	0	0	2	0
	India	0	0	2	0	1	0	3	0
	China	0	0	1	0	0	0	1	0
Mymensingh Central Jail	India	0	0	2	0	1	0	3	0
Kashimpur Central Jail-1	Pakistan	0	0	6	0	0	0	6	0
Kashimpur Central Jail-2	Pakistan	4	0	21	0	2	0	27	0
	India	0	0	5	0	1	0	6	0
	China	0	0	2	0	0	0	2	0
	Peru	0	0	2	0	0	0	2	0
	Myanmar	0	0	3	0	0	0	3	0
	Nigeria	0	0	12	0	0	0	12	0
	Malaysia	0	0	5	0	0	0	5	0
	Algeria	0	0	1	0	0	0	1	0
	Spain	0	0	1	0	0	0	1	0
	Germany	0	0	1	0	0	0	1	0
	Cameron	0	0	6	0	0	0	6	0
Tanzania	2	0	0	0	0	0	2	0	
Kashimpur Female Central Jail	Malaysia	0	0	0	4	0	0	0	4
	Pakistan	0	3	0	0	0	0	0	3
	Cameron	0	0	0	2	0	0	0	2
Kashimpur High Security Central Jail	India	0	0	2	0	0	0	2	0
	Pakistan	0	0	1	0	0	0	1	0
Sherpur District Jail	India	0	0	1	0	6	0	7	0
Netrakona District Jail	India	0	0	4	0	0	0	4	0
Jalalpur District Jail	India	0	0	1	0	1	0	2	0
Kishoreganj District Jail	India	1	0	0	0	0	0	1	0
Narayanganj District Jail	India	0	0	1	0	0	0	1	0
TOTAL		7	3	82	6	12	0	101	9



FOREIGN PRISONERS IN RAJSHAHI DIVISION PRISONS, OCTOBER 2016

NAME OF THE JAIL	Country Name	CONVICTED		UNDER TRIAL		RELEASED PRISONERS		TOTAL	
		TOTAL		TOTAL		TOTAL		TOTAL	
		M	F	M	F	M	F	M	F
Rajshahi Central Jail	India	3	0	6	0	0	0	9	0
Jaipurhat District Jail	India	0	0	0	0	0	1	0	1
Natore District Jail	India	0	0	2	0	0	0	2	0
Naogaon District Jail	India	0	0	0	0	1	0	1	0
Chapainawabganj District Jail	India	1	0	0	0	0	0	1	0
TOTAL		4	0	8	0	1	1	13	1

FOREIGN PRISONERS IN SYLHET DIVISION PRISONS, OCTOBER 2016

NAME OF THE JAIL	COUNTRY NAME	CONVICTED		UNDER TRIAL		Released Prisoners		Total	
		Total		Total		Total		Total	
		M	F	M	F	M	F	M	F
Sylhet Central Jail	India	4	0	1	0	10	0	15	0
	Pakistan	0	0	1	0	0	0	1	0
Habiganj District Jail	India	0	0	5	0	5	1	10	1
Maulvibazar District Jail	India	6	0	0	0	0	0	6	0
Sunamganj District Jail	India	0	0	3	0	0	0	3	0
TOTAL		10	0	10	0	15	1	35	1



FOREIGN PRISONERS IN CHITTAGONG DIVISION PRISONS, OCTOBER 2016

NAME OF THE JAIL	COUNTRY NAME	CONVICTED		UNDER TRIAL		Released Prisoners		TOTAL	
		TOTAL		TOTAL		TOTAL		TOTAL	
		M	F	M	F	M	F	M	F
Chittagong Central Jail	India	0	0	1	0	1	0	2	0
	Myanmar	4	1	27	4	1	0	32	5
	Pakistan	0	0	2	0	0	0	2	0
Cox'sbazar District Jail	Myanmar	0	0	229	25	13	0	242	25
	India	0	0	0	2	0	0	0	2
	Thailand	0	0	7	0	0	0	7	0
Khagrachari District Jail	India	0	0	1	0	1	0	2	0
	Myanmar	0	0	0	0	1	0	1	0
	India	0	0	1	0	0	0	1	0
Rangamati District Jail	Myanmar	0	0	4	0	0	0	4	0
	Indian	0	0	1	0	0	0	1	0
Bandarban District Jail	Myanmar	1	0	11	4	2	0	14	4
	India	1	0	4	0	2	0	7	0
Comilla Central Jail	Myanmar	1	0	1	0	0	0	2	0
	Congo	0	0	1	0	0	0	1	0
Brahmanbaria District Jail	India	0	0	1	0	0	0	1	0
	India	0	0	1	0	2	1	3	1
Feni District Jail	Nigeria	0	0	4	0	0	0	4	0
TOTAL		7	1	296	35	23	1	326	37



FOREIGN PRISONERS IN KHULNA DIVISION PRISONS, OCTOBER 2016

JAIL NAME	COUNTRY NAME	CONVICTED TOTAL		UNDER TRIAL TOTAL		Released Prisoners TOTAL		TOTAL	
		M	F	M	F	M	F	M	F
Jessore Central Jail	India	8	0	4	1	13	0	25	1
Khulna District Jail	India	0	0	1	0	0	0	1	0
	India	0	0	0	0	5	0	5	0
Satkhira District Jail	China	0	0	1	0	0	0	1	0
	Myanmar	0	0	1	1	0	0	1	1
Meherpur District Jail	India	0	0	2	0	0	0	2	0
	Iran	0	0	3	0	0	0	3	0
Chudanga District Jail	India	0	0	0	0	4	0	4	0
TOTAL		8	0	13	2	22	0	43	2

FOREIGN PRISONERS IN BARISAL DIVISION PRISONS, OCTOBER 2016

NAME OF THE JAIL	COUNTRY NAME	CONVICTED TOTAL		UNDER TRIAL TOTAL		Released Prisoners TOTAL		TOTAL	
		M	F	M	F	M	F	M	F
Barisal Central Jail	Peru	0	0	1	0	0	0	1	0
Patuakhali District Jail	India	0	0	1	0	0	0	1	0
Borguna District Jail	Myanmar	3	0	0	0	0	0	3	0
TOTAL		3	0	2	0	0	0	5	0



DIVISION WISE SUMMARY OF FOREIGN PRISONERS, OCTOBER 2016

NAME OF THE JAIL	CONVICTED TOTAL		UNDER TRIAL TOTAL		Released Prisoners TOTAL		TOTAL	
	M	F	M	F	M	F	M	F
Dhaka Central Jail	7	3	82	6	12	0	101	9
Rajshahi Central Jail	4	0	8	0	1	1	13	1
Rangpur Central Jail	1	0	6	0	12	3	19	3
Chittagong Central Jail	7	1	296	35	23	1	326	37
Sylhet Central Jail	10	0	10	0	15	1	35	1
Khulna District Jail	8	0	13	2	22	0	43	2
Barisal Central Jail	3	0		0	0	0	5	0
TOTAL	40	4	417	43	85	6	542	53
GRAND TOTAL	44		460		91		595	

SUMMARY OF FOREIGN PRISONERS, OCTOBER 2016

COUNTRY NAME	(U.T.P)	(CONVICT)	(RP)	TOTAL
India	63	25	70	158
Myanmar	310	10	17	337
Pakistan	33	7	2	42
Nigeria	16	0	0	16
Tanzania	0	2	0	2
Nepal	0	0	2	2
Peru	3	0	0	3
Algeria	1	0	0	1
Malaysia	9	0	0	9
Cameron	8	0	0	8
Thailand	7	0	0	7
China	4	0	0	4
Spain	1	0	0	1
Germany	1	0	0	1
Congo	1	0	0	1
Iran	3	0	0	3
TOTAL	460	44	91	595




CHAPTER

10

Statistics of Prison Staff

230
YEARS
OF CORRECTIONAL
SERVICE

BDJ
BANGLADESH JAIL



KEEP SAFE AND SHOW THE PATH OF LIGHT

PRISON STAFF STATISTICS OF BANGLADESH

JUNE 30, 2016

Sergeant Instructor 10

Chief Head Warder 46

Head Warder 277

Warder 6755

Metron 09

Female Warder 454

7,551

NUMBER OF GUARDING STAFF

Male Guarding Staff 7,088
Female Guarding Staff 463

NUMBER OF VACANT POSTS

550

Sergeant Instructor 02

Chief Head Warder 09

Head Warder 179

Warder 335

Metron 02

Female Warder 23

Average Period in Service 16

Average Service in the Same Station 2.30

Average Age of Head Warders 47

Total number of Staff on Deputation 754

556 Total Number of Proceedings

130 Total Suspended in 2015-16

111 Total under Suspension at Present

YEARS

Executive Staff 66

Civil Staff 112

Guarding Staff 816

Total Prison Staff Trained in 2015-16

994



DIVISION-WISE STAFF TRAINING, 2015-2016

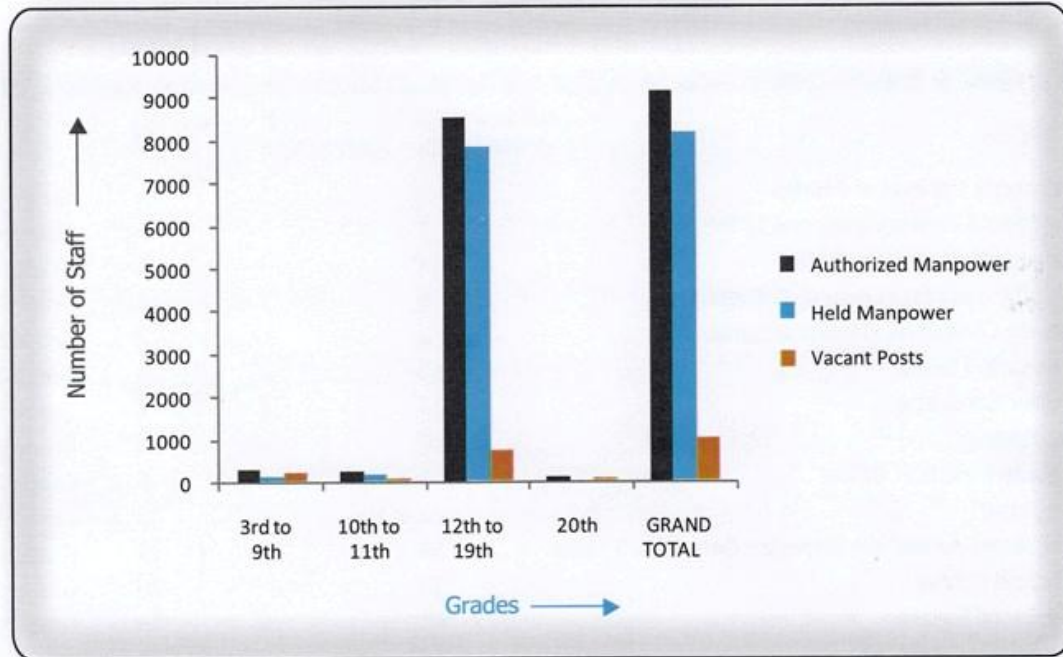


STAFF TRAINING

DIVISION	EXECUTIVE STAFF	CIVIL STAFF	GUARDING STAFF
Dhaka	33	81	211
Rajshahi	4	7	160
Rangpur	9	5	32
Chittagong	2	7	101
Sylhet	0	0	84
Khulna	8	8	174
Barisal	10	4	54
TOTAL =	66	112	816



PRISON STAFF CLASSIFIED ACCORDING TO GRADES



PRISON STAFF CLASSIFIED ACCORDING TO GRADES

GRADES	AUTHORIZED MANPOWER	HELD MANPOWER	VACANT POSTS
3rd to 9th	303	132	171
10th to 11th	246	184	62
12th to 19th	8540	7835	705
20th	72	26	46
GRAND TOTAL	9161	8177	984

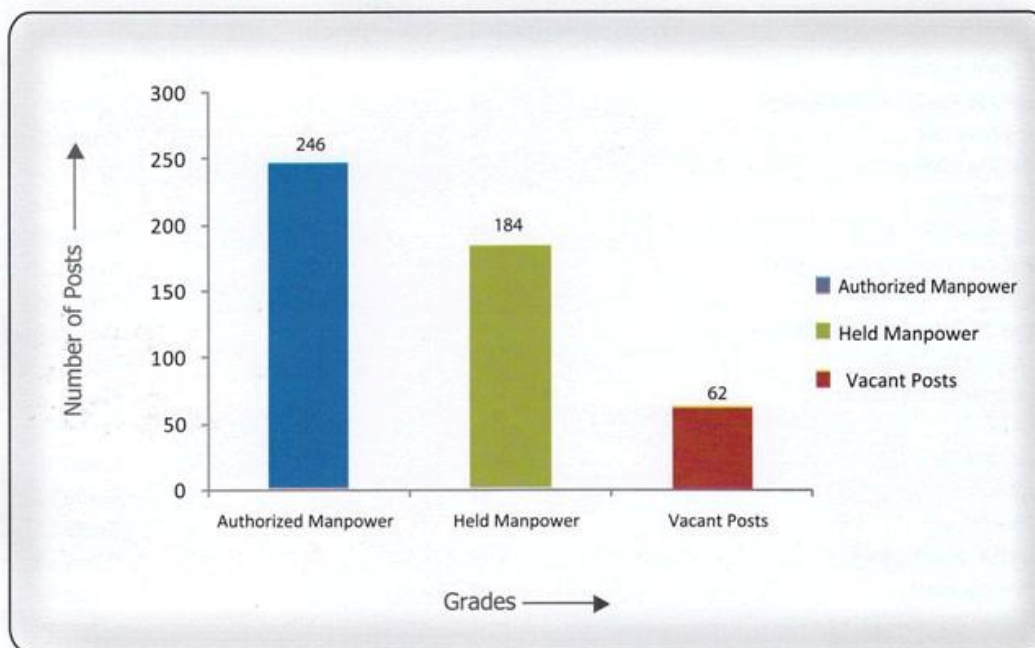


3RD GRADE - 9TH GRADE

GRADES	AUTHORIZED MANPOWER	HELD MANPOWER	VACANT POSTS	PAY SCALE
Inspector General of Prisons	1	1	--	Grade 3
Additional Inspector General of Prisons	1	1	--	Grade 4
Superintendent (Hospital)	1	--	1	Grade 4
Deputy Inspector General of Prisons	8	7	1	Grade 5
Senior Consultant (Medicine/Surgery)	2	--	2	Grade 6
Senior Jail Super	13	3	10	Grade 7
Junior Consultant	11	2	9	Grade 7
Pathologist	10	--	10	Grade 7
Resident Medical Officer	5	--	5	Grade 7
Registrar	1	--	1	Grade 7
Jail Super / Assistant Inspector General of Prisons	58	40	18	Grade 8
Medical Officer	29	--	29	Grade 9
Assistant Surgeon	68	4	64	Grade 9
Female Assistant Surgeon	10	0	10	Grade 9
Assistant Registrar	1	--	1	Grade 9
Radiologist	1	--	1	Grade 9
Anesthesiologist	1	--	1	Grade 9
Matron (Hospital)	1	--	1	Grade 9
Deputy Jail Super	11	9	2	Grade 9
Jailer	68	65	3	Grade 9
Social Welfare Officer	1	--	1	-----
Psychologist	1	--	1	-----
GRAND TOTAL =	303	132	171	-----



10TH GRADE - 11TH GRADE



GRADES	AUTHORIZED MANPOWER	HELD MANPOWER	VACANT POSTS	PAY SCALE
Deputy Assistant Surgeon	9	--	9	Grade 10
Diploma Nurse	41	37	4	Grade 10
Administrative Officer	2	2	--	Grade 10
Budget Officer	1	1	--	Grade 10
Statistician	1	1	--	Grade 10
Deputy Jailer	134	107	27	Grade 10
Laboratory Technician	9	5	4	Grade 10
Pharmacist	34	31	3	Grade 10
Technologist (Radiology/pharmacy/pathology/dental)	6	--	6	Grade 10
Senior Staff Nurse	9	--	9	-----
GRAND TOTAL	246	184	62	-----



12TH GRADE - 19TH GRADE

GRADES	AUTHORIZED MANPOWER	HELD MANPOWER	VACANT POSTS	PAY SCALE
Sergeant Instructor	12	10	2	Grade 13
Head Assistant cum Accountant	1	1	-	Grade 13
Head Assistant	6	6	-	Grade 13
Traveling Auditor	2	1	1	Grade 13
Stenographer	2	2	-	Grade 13
Chief Head Warder	55	46	9	Grade 14
Assistant Traveling Accountant	2	1	1	Grade 14
Typist	8	5	3	Grade 14
Upper Division Assistant (UDA)	17	16	1	Grade 14
UDA cum Librarian	4	4	-	Grade 14
Accountant cum Cashier	3	3	-	Grade 15
Cashier	11	9	2	Grade 15
Head Warder	456	277	179	Grade 15
Matron	11	9	2	Grade 15
Kitchen Super	1	-	1	Grade 15
Assistant Head Warder	49	-	49	Grade 16
Office Assistant	27	25	2	Grade 16
Assistant Accountant	1	1	-	Grade 16
Office Assistant cum Computer Operator	2	1	1	Grade 16
Office Assistant cum Computer Typist	5	-	5	Grade 16
Lilen Keeper	2	-	2	Grade 16
Typist cum Office Assistant	4	3	1	Grade 16
Typist/Computer Operator	2	1	1	Grade 16
Ward Master				Grade 16
Factory Overseer	1	-	1	Grade 16
Task Taker	10	10	-	Grade 16
Jail Assistant cum Computer Typist	11	10	1	Grade 16
Office Assistant cum Salesman (Showroom)	125	109	16	Grade 16
Office Assistant cum Salesman (Ration Shop)	1	1	-	Grade 16
Driver	2	2	-	Grade 16
Data Entry Operator	31	29	2	Grade 16
Steward	1	-	1	Grade 16
Warder	2	-	2	Grade 17
Female Warder	7090	6755	335	Grade 17
Bodyguard	477	454	23	Grade 17
Male Nurse	3	-	3	Grade 17



» Cont'd ... 12th Grade - 19th Grade

GRADES	AUTHORIZED MANPOWER	HELD MANPOWER	VACANT POSTS	PAY SCALE
Nurse	20	-	20	Grade 17
Jail Teacher	14	14	-	Grade 17
Store Keeper	3	3	-	Grade 17
Cashier	1	-	1	Grade 17
Duplicating Machine Operator	1	1	-	Grade 18
Tailor Master	2	2	-	Grade 18
Tailor	12	11	1	Grade 18
Cardiographer	1	-	1	Grade 18
Sterilizer Machineman	1	-	1	Grade 18
Despatch Rider	4	4	-	Grade 18
Book Binding Instructor	1	1	-	Grade 19
File Assistant	2	2	-	Grade 19
Cook (female)	3	-	3	Grade 19
Blacksmith	1	1	-	Grade 19
MLSS	1	1	-	Grade 19
Cartman	1	1	-	Grade 19
Assistant Matron	2	-	2	-----
Warder (Office Assistant cum Computer Operator)	2	-	2	-----
Warder (Driver)	2	-	2	-----
Warder (Orderly)	2	-	2	-----
Medical Technologist (Pathology)	1	-	1	-----
Instructor (Soil Craft)	2	-	2	-----
Instructor (Weaving)	2	-	2	-----
Instructor (Knitting)	1	-	1	-----
Instructor (Embroidery)	2	-	2	-----
Instructor (Soap & Candle Making)	1	-	1	-----
Instructor (Bag & Cap Making)	1	-	1	-----
Record Keeper	2	-	2	-----
Cottage Mother	1	-	1	-----
Teacher (Dance & Music)	1	-	1	-----
Carpenter (Wood Worker)	1	-	1	-----
Head Worker	1	-	1	-----
Factory Worker	1	-	1	-----
Drill Master	1	-	1	-----
Oil Mill Repairman	1	-	1	-----
Repairman	1	-	1	-----
Mill Foreman	1	-	1	-----
Total =	8540	7835	705	-----



CHRONOLOGICAL DEVELOPMENT OF BANGLADESH JAIL DEPARTMENT

- | | |
|------|---|
| 1788 | Dhaka Central Jail started its journey after construction of a criminal ward for inmates. This was the first prison of Bangladesh. |
| 1792 | Comilla Central Jail was established. |
| 1825 | Faridpur District Jail was established. |
| 1836 | Construction work began for different district & sub jails. |
| 1840 | Rajshahi Jail was established. |
| 1855 | The post of Inspector General of Prisons was created. |
| 1864 | Rangpur Central Jail was established. |
| 1864 | A coordinated system for superintendence and management of all prisons was initiated by compiling and publishing the Bengal Jail Code. |
| 1875 | Jessore Central Jail was established. |
| 1882 | Pabna District Jail was established. |
| 1883 | Bogra District Jail was established. |
| 1892 | Thakurgaon District Jail was established. |
| 1894 | Prisons Act was enacted. |
| 1899 | Jamalpur District Jail was established. |
| 1900 | Prisoners' Act was enacted. |
| 1927 | The first Borstal Institute for adolescents was established in Bankura (India). |
| 1929 | In the yet undivided Bengal province - Calcutta's Presidency, Alipur, Medinipur, Dhaka and Rajshahi Jails were declared as Central Jails. |
| 1950 | On April 24, Historic Khapra Ward incidence took place in Rajshahi Central Jail that resulted in the death of 7 activist prisoners with 31 other prisoners wounded. |



» Cont'd... Chronological Development of Bangladesh Jail Department

1957	Dhaka, Rajshahi, Khulna & Barisal and Comilla & Chittagong Divisions started their journey.
1962	Comilla and Jessore Jails were declared as Central Jails.
1962	The post of Deputy Inspector General of Prisons i.e. DIG Prisons was created.
1971	After the Liberation War, Bangladesh Jail (BDJ) started its journey under the control of Prisons Directorate. The department consisted of 4 central jails, 13 district jails and 43 sub-jails.
1975	On 3rd November, four political prisoners with contributions in the Liberation War of Bangladesh were martyred by the then military government inside jail. Since then, this day is observed each year as the 'Jail Killing Day'. Later, the prison ward accommodating the martyred leaders was turned into a prison memorial museum.
1977	Whipping or flogging as punishment permitted in the Jail Code for various prison offences was revoked for more humanitarian treatment of the prisoners.
1978	Bangladesh Jail Reforms Commission was formed that made several recommendations under the chairmanship of Justice F.K.M AbdulMunim for development of the prison conditions.
1980	Jail Reforms Committee submitted 180 recommendations and based on these some legal and administrative reforms were undertaken.
1983	New posts were created such as: DIG Prisons in Central Jails, Jail Supers in District Jails and Sub Jailers in Sub Jails.
1984	The first Recruitment Rules of Bangladesh Jail Department was formulated.
1986	14 Sub Jails were upgraded to District Jails.
1991	Riots broke out in Dhaka, Jessore, Chittagong and Barisal central jails.
1992	The post of Senior Jail Super was created.
1993	Bhola District Jail was established.
1994	Sirajganj District Jail was established.



- 1995 Sherpur District Jail was established.
- 1995 The post of Additional Inspector General of Prisons was created.
- 1995 Prisons Training Academy was founded in Rajshahi with a view to imparting foundation training in order to enhance dutifulness and efficiency of the prison staff.
- 1996 Panchagarh District Jail was established.
- 1996 All the remaining Sub Jails were upgraded to District Jails.
- 1996 A prison riot took place in Jessore Central Jail and ended in death of 11 prisoners.
- 1997 Due to overcrowding, sub-jails were converted to district jails and the post of Sub Jailer became obsolete.
- 1998 Lalmonirhat & Manikganj District Jails were established.
- 1998 DIG Prisons were posted at Divisional Head Quarters.
- 1999 Gazipur District Jail was established.
- 1999 Posts of Senior Jail Super were created and officers of this rank were posted in Central Jails.
- 2000 Posts of Deputy Jail Super were created and officers of this rank were posted in Central Jails.
- 2000 Laxmipur District Jail was established.
- 2001 Cox's Bazaar, Magura & Narail District Jails were established.
- 2001 Kashimpur-1 Central Jail was established at Kashimpur in Gazipur district as extension of the original Dhaka Central Jail at old Dhaka City in order to reduce overcrowding.
- 2003 Munshiganj & Narayanganj District Jails were established.
- 2004 The Prisons Directorate was shifted from its old place at Nazimuddin Road to the new building at Bakshibazaar.
- 2004 Kashimpur Central Jail – 2 and Satkhira, Naogaon, Moulvibazaar, Habiganj district jails were established.



Cont'd ... Chronological Development of Bangladesh Jail Department

- 2004 Electric fans and televisions were allowed in prison wards for entertainment of the prisoners.
- 2006 The Recruitment Rules was reformulated in Bangla language.
- 2006 Khaki (beige) colour uniform was changed to deep green colour.
- 2006 Gaibandha & Rajbari District Jails were established.
- 2006 Prisons Intelligence Unit (PSU) was established to avert potential security risks to prisons.
- 2007 First ever Prison Week was observed in Bangladesh Jail department. In addition, first ever prison magazine named 'Kara Barta' started publication with its very first issue. Now it is being published annually.
- 2007 Prison staff started participating in various national and international sporting events and earned fame by winning medals at various levels.
- 2007 Kashimpur Women's Central Jail & Chuadanga District Jail were established.
- 2008 Slogan of Bangladesh prison department was created: *Keep Safe and Show the Path of Light.*
- 2008 Various recreational activities and sports facilities were introduced in prisons for inmates in order to reduce the risk of prison riots and ensure humanitarian treatment for the prisoners.
- 2008 GIZ started working with Bangladesh Jail department for better legal aid and support for the prisoners.
- 2008 Bagerhat District Jail was established.
- 2009 Ration allowance for prison staff was increased to full 100% from a mere 60% previously.
- 2009 Double cabin pickups, jeeps, transport buses, trucks, motor cycles, computers, scanners, fax machines, photocopiers and security equipments such as archway metal detector, walkie talkie and so on were provided for all jails by JDCF (Joint Debt Cancellation Fund).
- 2009 Brahmanbaria & Gopalganj District Jails were established.
- 2009 A make-shift court building was constructed in only 32 days under the supervision of the Prisons Department for trial of the prisoners accused of the BDR mutiny crimes.



Cont'd ... Chronological Development of Bangladesh Jail Department

- | | |
|------|---|
| 2010 | Jhenaidah, Chandpur & Nilphamari District Jailswere established. |
| 2010 | Bangabandhu Sheikh Mujibur Rahman Prison Memorial Museum was established. |
| 2010 | National Four Leaders Memorial Museum was established. |
| 2011 | Bangladesh Jail contingent participated in the National Victory Day Parade for the first time as a separate contingent with great appreciations and enthusiasm. |
| 2011 | The Recruitment Rules was amended for the third time. |
| 2011 | Chittagong Central Jail and Meherpur & Natore District Jails were established. |
| 2012 | Kashimpur High Security Central Jail was set up as a highly secured modern prison for holding high profile and high risk detainees. |
| 2012 | Rajshahi division was split into two divisions named 'Rajshahi' and 'Rangpur'. |
| 2012 | Kashimpur High Security Central Jail & Netrakona District Jail were established. |
| 2012 | Prisons Training Institute got administrative approval and started functioning at Dhaka near the Prisons Head Quarter for imparting professional training for the prison staff and officers. Also, a dormitory building was constructed for functioning as 'Officers Mess' being funded by JDCF (Joint Debt Cancellation Fund). |
| 2012 | Diploma Nurses working in the prison department were upgraded from 3rd Class post to 2nd Class post. |
| 2012 | Mobile jammers were introduced in all jails. |
| 2013 | Departmental flag was introduced for Bangladesh Jail Department. Divisional signs were also introduced for all divisions. Logo of Bangladesh Jail department was changed to the current one as well. |
| 2013 | The combined 'Khulna & Barisal Division' was split to two separate divisions for decentralizing prison administration and workforce was increased to accommodate the separated divisions. Rangpur and Sylhet divisional headquarters also started operation. |
| 2014 | ICRC started working with Bangladesh Jail department with its prison visit programs. |



- 2014 Prisons Training Academy of Rajshahi got administrative approval of the Government. Till now, it has completed foundation training of 6 batches of Jail Supers, 10 batches of Deputy Jailers and 48 batches of prison warders.
- 2014 Risk Allowance was permitted for prison staff starting from Warders up to Deputy Jailers.
- 2014 Vital posts were upgraded to make the Prison Department better able to meet the challenges of the modern society and legal system with emphasis to correction, motivation and rehabilitation of the inmates. Posts upgraded were that of: Jail Super from Grade 9 to Grade 8, Jailer from 2nd Class to 1st Class, Deputy Jailer from 3rd Class to 2nd Class.
- 2014 Quarterly firing practice for prison staff was introduced in place of annual firing practice with a view to enhancing skills of the guarding staff in protecting the prison, thereby increasing overall safety of the jails.
- 2015 Sunamganj and Dinajpur District Jails were newly constructed.
- 2015 The project for construction of Prisons Training Academy at Rajshahi got approval in the Executive Committee for National Economic Council (ECNEC) meeting.
- 2015 The Prison Week was inaugurated for the first time by the Prime Minister of the country.
- 2015 A newly organized and user friendly website was started for the prison department with useful information for the general people. An online complaint system was also introduced for addressing grievances.
- 2015 Electronic Surveillance with CC Cameras was introduced in all jails.
- 2015 Modern weapons such as Chinese Rifles, SMGs, Gas Guns, Gas Cell as well as Bullet Proof Jackets were introduced for greater safety of the prisons.
- 2016 Inmates Database System was started in all jails of Bangladesh prison department whereby biometric information and various details of every inmate are stored in the central server for later retrieval by the law enforcing agencies of the country.
- 2016 Uniform along with rank badge was introduced for Jail Supers and DIG Prisons. Officers in these posts did not wear departmental uniforms previously. With the introduction of uniforms for all officers, the Prison Department of Bangladesh became truly uniform.
- 2016 Safety Posts were created in all prisons of Bangladesh for ensuring better guarding of the prison perimeter walls during rough weather.



- 2016 The 228 years old Dhaka Central Jail was shifted to its new place at Keraniganj on the outskirts of Dhaka city to reduce overcrowding. The newly built prison has all facilities of a modern jail.
- 2016 The 'Prison Link' project - a joint innovative initiative by the Bangladesh prison department and A2i (Access to Information) under Prime Minister's office - was approved to enable relatives of prisoners to make audio calls and send text messages to their captive family members for sharing urgent family related information. This communication system has great potentials to reduce hassles for a large number of people by reducing their time, cost and visit numbers (TCVs) necessary for the usual prison visits.
- 2016 A project was approved for building CCTV monitoring rooms in all jails of Bangladesh. The project is ongoing now.
- 2016 A project was taken up to solve acute accommodation & housing problem of female warders and necessary preparation of building barracks started. In addition, construction of new barrack buildings with modern facilities for male warders in new prisons is also undergoing.
- 2016 An ICT cell has been set up to accommodate various digital needs of the prison department with the existing workforce. This is in line with the concept of 'Digital Bangladesh' promoted by the government.
- 2016 Another project named 'Video Conference between Prisons and Courts' - again a joint innovative initiative by the Bangladesh Prison Department, the Judiciary and A2i (Access to Information) under PM's office - was taken up to make court attendance possible via video link between prisons and courts for high-risk terrorist detainees in order to reduce risks by eliminating the need to physically transport the prisoners from prisons to courts. Implementation work for the project is undergoing rapidly.
- 2016 Two modern, highly equipped and state-of-the-art web based Prison Vans were added in the arsenal of the prison department for ensuring comfortable, safe and secure transportation of the prisoners to other prisons and courts.
- 2016 The creation of Mymensing Divisional Headquarter went under process.
- 2016 Construction work of new Sylhet central jail and Khulna, Feni, Madaripur, Pirojpur and Kishoreganj district jails were undergoing in order to increase capacity and facilities of the prisons.
- 2017 The *Prison Population Statistics – 2017* has been published for the first time in Bangladesh Jail Department's history with initiatives of the Prisons Directorate.

CORRECTIONAL OFFICER

The correctional officer stood and faced his God,
Which must always come to pass.
He hoped his shoes were shining,
Just as brightly as his brass.

"Step forward now, correctional officer.
How shall I deal with you?
Have you always turned the other cheek?
To my creations have you been true?"

The correctional officer squared his shoulders
And said, "No, Lord I guess I ain't,
Because those of us who carry badges
Can't always be a Saint.

I've had to work most holidays,
And at times my work was rough.
And sometimes I've been violent;
Inside the fences are awful tough.

But I never took a penny
That wasn't mine to keep,
I worked a lot of overtime,
When the bills just got too steep.

And I never passed a cry for help,
Though at times I shook with fears,
And sometimes, God forgive me,
I wept unmanly tears.

I know I don't deserve a place
Among the people here.
They never wanted me around
Except to calm their fears.

If you've a place for me here,
Lord, it needn't be so grand.
I never expected or had too much,
But if you don't I'll understand."

There was silence all around the Throne,
Where the angels often trod.
As the correctional officer waited quietly
For the judgment of his God.

"Step forward now, correctional officer,
You've borne your burdens well.
Come walk a beat on Heaven's streets,
You've done your time in Hell."

-Unknown Author

KEEP SAFE AND SHOW THE PATH OF LIGHT



BD. BANGLADESH JAIL

Prisons Directorate
30/3, Umesh Dutta Road
Bakshibazar, Dhaka-1211.
www.prison.gov.bd
Bangladesh Prison

Prisons Directorate
57300444
57300333
www.prison.gov.bd